

---

## Appendix A

# The World's Women 2005: At a Glance

## A Demographic and Statistical Overview

*Over the past decade, United Nations agencies have tracked women's progress in critical areas identified by the 1995 United Nations Fourth World Conference on Women in Beijing. In 2000, the National Council for Research on Women produced a report that, through statistics, mirrored these areas and provided a snapshot of the current status of women in the world. In 2005, the Council released a report that presents another snapshot, five years later. The World's Women 2005: At a Glance offers an overview of the status of today's women and girls worldwide. We extend a special thanks to the National Council for Research on Women for permission to reprint selected portions of The World's Women 2005.*

### Introduction

The National Council for Research on Women (NCRW), a consortium of 100 research, policy, and educational institutions, is pleased to present this abbreviated version of its report *The World's Women 2005*—a data-driven portrait of women and girls. The report tracks progress made by activists, scholars, policy makers, and women and girls themselves and identifies the enormous challenges still facing them today.

The development and production of the report was made possible with the generous support of UBS AG. It was overseen by NCRW Senior Scholar Kristen Timothy and Deputy Director Elizabeth Horton, with research by Gwendolyn Beetham, Tamara Reichberg, and interns Eva Colen, Justina Demetriades, and Julia Rosen. The full report is available at [www.ncrw.org](http://www.ncrw.org).

**Where are Women and Girls Today?**

Since the Beijing Platform for Action was adopted ten years ago, more than half of all countries have adopted legislation on women's rights, ratified U.N. conventions, or established national commissions for women.<sup>1</sup> Worldwide, women are running for political office in record numbers; they have the right to vote in most countries where free elections are held; more and more girls and young women throughout the world are enrolled in schools; in most parts of the world, they have the right to own land and property; and worldwide, women are playing a visibly larger role in the public economy. Increasingly, policy makers and funders recognize that focusing on women and girls is "the best way to reduce birth rates and child mortality; improve health, nutrition, and education; stem the spread of HIV/AIDS; build robust and self-sustaining community organizations; and encourage grassroots democracy."<sup>2</sup>

These changes have not come about spontaneously but rather as a result of effective advocacy and action by the international community and organizations of civil society, especially those focused on women.

**Where Must We Continue to Fight for Women's Rights?**

This snapshot also indicates that there is still work to be done. While differences between men and women in political participation, educational attainment, and access to health care have narrowed, the record remains uneven. Gender gaps continue, and in some parts of the world, including sub-Saharan Africa, the Middle East, and South Asia, they have widened. Even in the United States, progress in addressing some issues of importance to women has stalled and even regressed—the U.S. gender wage gap has remained relatively stagnant for the past twenty years, with women earning roughly 76 cents to the male dollar. And although globalization in some ways has empowered the international women's movement, it also has exacerbated poverty and restricted access to resources in many quarters, in effect constraining the possibilities open to women and girls. Most devastating, the epidemic of violence that continues to plague the world means that for many women and girls, basic physical security is beyond reach.<sup>3</sup>

### **A Call to Action**

We at the National Council for Research on Women believe that the data and statistics offered in this selected edition of *The World's Women 2005* help make the case for actively supporting women's rights and empowerment. As researchers, we know that clear, accurate data and comparative analyses are crucial to that work, to identifying problems, assessing progress, and achieving equality. As we work together to build a safer and more just world for women and girls, we ask policy makers, funders, and concerned citizens everywhere to support these efforts—efforts which we believe will help strengthen our nations, fortify our global community, and improve *all* of our lives.

### **Women, Education, and Literacy**

The United Nations recognizes that investment in education for women and girls results in better nutrition for the whole family, better health care, declining birth rates, poverty reduction, and better overall economic performance.<sup>4</sup> According to a survey of 63 countries in 2000, gains in women's education made the single largest contribution to declines in malnutrition in 1970–1995, accounting for 43 percent of the total.<sup>5</sup>

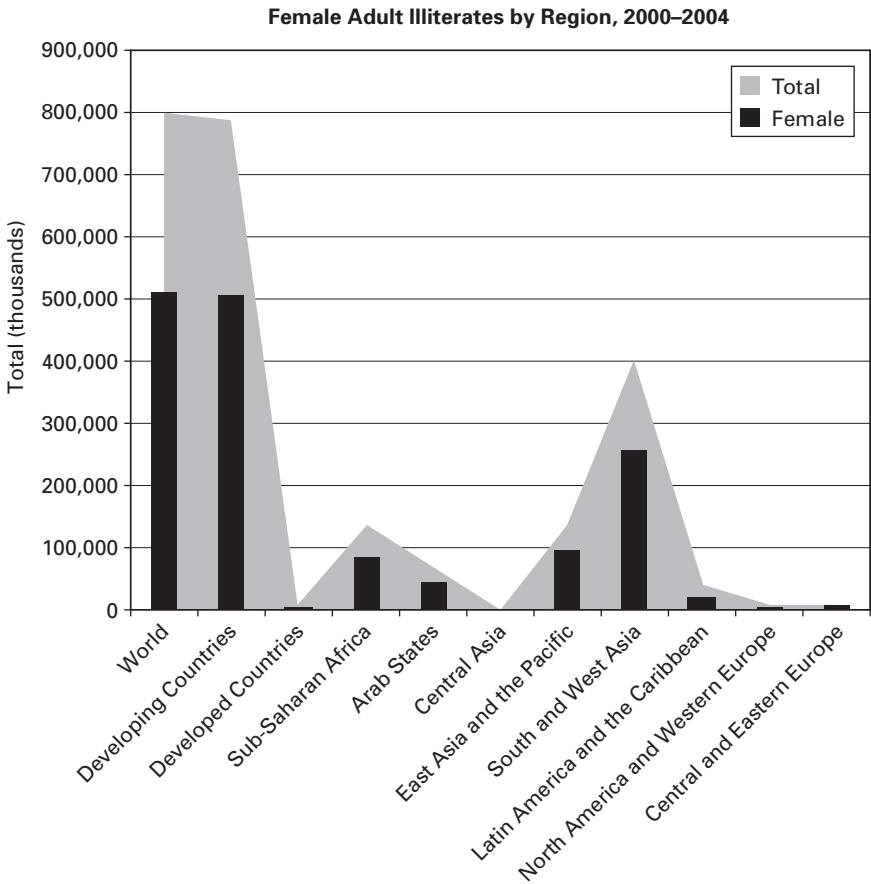
### **Women and Literacy**

Worldwide 18.3 percent of the adult population, 800 million people, is illiterate. Almost two-thirds of them (64 percent) are women.<sup>6</sup>

Literacy rates for girls worldwide have improved over the past three decades, from 55 percent in 1970 to 74 percent in 2000.<sup>7</sup>

The United Nations estimates that 1 in 7 women in Afghanistan can read.<sup>8</sup> In response to fathers banning their daughters from government schools, the Revolutionary Association of Women of Afghanistan (RAWA) runs more than fifty secret schools in Kabul that hold literacy classes for hundreds of women and girls.<sup>9</sup>

The World Education Forum held in Dakar, Senegal, in April 2000 adopted six major goals for education including “achieving a 50 percent improvement in levels of adult literacy by 2015, especially for women.”<sup>10</sup>



**Figure A.1.**

Source: United Nations Educational, Scientific and Cultural Organization. 2005. *Education for All: The Quality Imperative. Global Monitoring Report 2005*, table 3.7 [online]. Paris. [Cited 29 April 2005]. Available: [http://portal.unesco.org/education/en/file\\_download.php/bd3c26824f34f701f7f53b75391c116atable3.7.pdf](http://portal.unesco.org/education/en/file_download.php/bd3c26824f34f701f7f53b75391c116atable3.7.pdf).

### Adult Illiterates

	Total (Thousands)	% Female
World	799,147	64
Developing Countries	788,999	64
Developed Countries	9,151	62
Sub-Saharan Africa	137,000	61
Arab States	69,298	64
Central Asia	333	70
East Asia and the Pacific	134,978	71
South and Western Asia	402,744	64
Latin America and the Caribbean	39,383	55
North America and Western Europe	6,946	61
Central and Eastern Europe	8,464	77

Figure A.2.

Source: United Nations Educational, Scientific and Cultural Organization. 2005. *Education for All: The Quality Imperative. Global Monitoring Report 2005*, table 3.7 [online]. Paris. [Cited 29 April 2005]. Available: [http://portal.unesco.org/education/en/file\\_download.php/bd3c26824f34f701f7f53b75391c116atable3.7.pdf](http://portal.unesco.org/education/en/file_download.php/bd3c26824f34f701f7f53b75391c116atable3.7.pdf).

### School Enrollment

Worldwide the number of girls in primary and secondary schooling is larger than ever before, and more of them are staying in school longer. But compared to boys, fewer girls are enrolled in schools, and girls are frequently removed from school at an earlier age than boys.<sup>11</sup>

In 2000, girls were still 57 percent of school-aged children worldwide who were not in school.<sup>12</sup>

The highest levels of enrollment of school-aged girls outside the developed regions are in Latin America and Southern Africa where more than 90 percent of school-aged girls are enrolled.<sup>13</sup> In Arab countries, enrollments in primary school were 75.6 percent of girls and 91.7 percent of boys in 1995. For secondary school, 58.4 percent of boys and 48.8 percent of girls were enrolled.<sup>14</sup>

In the United States, women have made gains in high school education. In 2003, for the second year in a row, women achieved a higher rate of high school completion (85 percent) than men (84 percent). The 2002 difference between the sexes was the first statistically significant one since 1989.<sup>15</sup>

---

**The United Nations Millennium Development goals include:**

- Ensuring that all boys and girls complete a full course of primary schooling.
  - Eliminating gender disparity in primary and secondary education preferably by 2005, and at all levels by 2015.
- 

**Figure A.3.**

Source: United Nations. “UN Millennium Development Goals” [online]. [Cited 29 April 2005]. Available: <http://www.un.org/millenniumgoals/>.

In the United States, black women have made large strides in educational attainment over the last twenty-five years. In 1975, 32 percent of black women aged 25 to 34 had completed fewer than four years of high school. By 2000, that percentage had dropped to 13 percent.<sup>16</sup>

**College/University Education**

Worldwide, an increasing number of women are continuing on to higher education. In the late 1990s, 17 percent of women were enrolled in higher education, compared to 7 percent in 1970. In most countries, however, higher education remains for the elite for both female and male.<sup>17</sup>

In Arab countries, the overall enrollment rate in higher education in 1995 was 12.5 percent, up from 9.2 percent in 1980. In 1995, the enrollment rate was 10.5 percent for females and 14.5 percent for males.<sup>18</sup>

In sub-Saharan Africa, only 2 out of every 1000 women and 4 out of 1000 men have access to higher education.<sup>19</sup>

In many industrialized countries, women now represent a slight majority of all university students. For example, in the United States, 25–29-year-old women outnumber men of the same age in their completion of four years or more of college, as evidenced by the following data:

White women: 35%	White men: 32%
Black women: 17%	Black men: 13%
Hispanic women: 10%	Hispanic men: 8% <sup>20</sup>

**Educators**

In most regions worldwide, women make up the large majority of primary teachers. At increasingly higher educational levels, however, the percentage of male teachers increases. At the secondary level, for example, women

teachers still outnumber men in Latin America (54 percent) and the Caribbean (63 percent), Central and Western Asia (67 percent, 52 percent), and in most of the developed countries, but in higher education, these percentages fall below 50 percent compared to men. For example, women make up only 14 percent of higher education teachers in sub-Saharan Africa (excluding Southern Africa) and 23 percent in Southern Asia.<sup>21</sup>

In the United States, women make up more than half of instructors and lecturers in higher education and nearly half of assistant professors, but only one-third of associate professors and one-fifth of full professors.<sup>22</sup>

### **Women's Health and Health Security**

Everyone has the right to a standard of living adequate for the health and well-being of himself and of his family, including food, clothing, housing and medical care and necessary social services. . . . Motherhood and childhood are entitled to special care and assistance.

—Universal Declaration of Human Rights, Article 25<sup>23</sup>

In the United States, there were 1.4 million more people without health insurance in 2003 than in 2002. Of those newly *uninsured* 927,000, or 66.2 percent, were women and girls.<sup>24</sup> Women of color in the United States were estimated to be 28 percent of all women in 1999, but they were 45 percent of the estimated 20 million uninsured women.<sup>25</sup>

### **Life Expectancy**

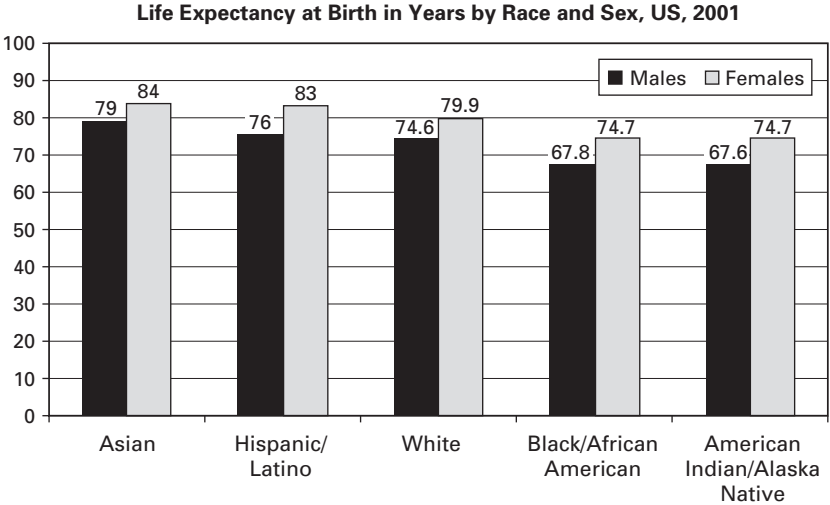
While women on the whole live longer than men, life expectancy for women in 50 countries is still under 60 years and in 23 countries under 50 years. However, in 2000, life expectancy for women was 80 years in 22 countries, compared to only 14 countries in 1995.<sup>26</sup>

The overall life expectancy in sub-Saharan Africa dropped dramatically in the 1990s, mostly because of the AIDS epidemic. Life expectancy dropped for female babies from 51.1 years to 46.3 years. For male babies, the level dropped from 47.3 years to 44.8 years.<sup>27</sup>

10 Countries with Highest Female Life Expectancy, 2000–2005 (in years)		9 Countries with Lowest Female Life Expectancy, 2000–2005 (in years)	
Japan	85	Rwanda	40
Spain	83	Mozambique	40
Sweden	83	Botswana	40
France	83	Malawi	38
Belgium	82	Lesotho	38
Finland	82	Swaziland	35
Iceland	82	Sierra Leone	35
Norway	82	Zimbabwe	33
Switzerland	82	Zambia	32
Australia	82		

**Figure A.4.**

Source: Compiled from the United Nations Statistics Division. 2005. “Life Expectancy,” table 3a. [online]. [Cited 27 April 2005]. Available: <http://unstats.un.org/unsd/demographic/products/indwm/ww2005/tab3a.htm>.



**Figure A.5.**

Source: United Nations Statistics Division. 2005. “Life Expectancy,” table 3a. [online]. [Cited 27 April 2005]. Available: <http://unstats.un.org/unsd/demographic/products/indwm/ww2005/tab3a.htm>; National Institutes of Health. 2002. Women of Color Health Data Book, p. 55 [online]. [Cited 27 April 2005]. Available: <http://www4.od.nih.gov/orwh/wocEnglish2002.pdf>.

## **Reproductive Health**

Since the 1994 International Conference on Population and Development, 131 countries have changed national policies, laws, or institutions to recognize reproductive rights.<sup>28</sup>

Sexual and reproductive ill health accounts for one-third of the global burden of disease among women of reproductive age, and one-fifth of the burden of disease among the population overall.<sup>29</sup>

### *Contraceptive Use*

Over 200 million women worldwide have an unmet need for effective contraception. An estimated \$3.9 billion would meet these needs and could prevent some 52 million pregnancies each year (half of which would be delayed to a later time, according to stated desires). This prevention or delay would also prevent:

- 23 million unplanned births (a 72 percent reduction)
- 22 million induced abortions (a 64 percent reduction)
- 1.4 million infant deaths
- 142,000 pregnancy-related deaths
- 505,000 children losing their mothers due to pregnancy-related deaths.<sup>30</sup>

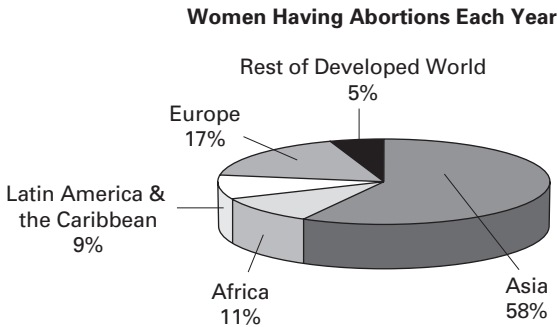
In sub-Saharan Africa, 46 percent of women at risk of unintended pregnancy are using no contraceptive method<sup>31</sup> as opposed to 11 percent of women in the United States.<sup>32</sup>

### *Abortion*

An estimated one-third of all pregnancies worldwide are unwanted, but safe abortion services are not universally permitted or accessible to women.<sup>33</sup>

An estimated 46 million women worldwide have induced abortions each year.<sup>34</sup> Of the 19 million unsafe abortions that occur annually, 99 percent of them in developing regions, nearly 70,000 women die from complications—one every eight minutes.<sup>35</sup>

On his first day in office, President George W. Bush reinstated the Reagan-era “global gag rule,” which “prohibits foreign nongovernmental groups that receive U.S. family planning funds from any involvement in abortion-related counseling, services, or advocacy, even if they use their own money, and even in countries where abortion is legal.”<sup>36</sup>



**Figure A.6.**

Source: The Alan Guttmacher Institute. 1998. *Sharing Responsibility: Women, Society, and Abortion Worldwide*, p. 25 [online]. [Cited 27 April 2005]. Available: <http://www.agi-usa.org/pubs/sharing.pdf>.

In the United States,

- State legislatures have enacted more than 400 antiabortion measures since 1995.<sup>37</sup>
- In 2003, President Bush signed policy into a federal law that restricts medical abortion. This law has been ruled unconstitutional by three federal court judges on grounds that it lacks a clause that allows exemption in the case of danger to women's health.<sup>38</sup>
- Nine out of ten U.S. counties, primarily in rural areas, now lack abortion services because of violence, harassment, and a lack of training opportunities for providers.<sup>39</sup>

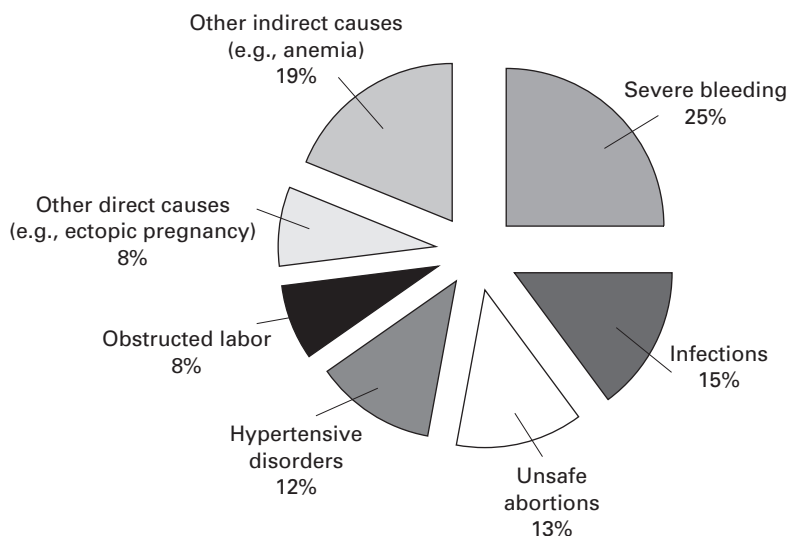
### ***Maternal Mortality***

One woman dies every 60 seconds—15,000 women every day—from pregnancy or childbirth-related causes. According to estimates by WHO, UNICEF, and UNFPA, that is at least 529,000 deaths per year—or the equivalent of five 747 jumbo jets crashing and killing all passengers and crew every day.<sup>40</sup>

One million children worldwide die each year because their mother has died. When a mother dies in childbirth, her children under the age of 5 are twice as likely to die.<sup>41</sup>

Providing basic maternal and newborn health services to developing countries would cost an average of \$3 per capita per year. However, once complications develop, saving the life of a mother or infant costs about \$230.<sup>42</sup>

### Medical Causes of Maternal Mortality, 1990s



**Figure A.7.**

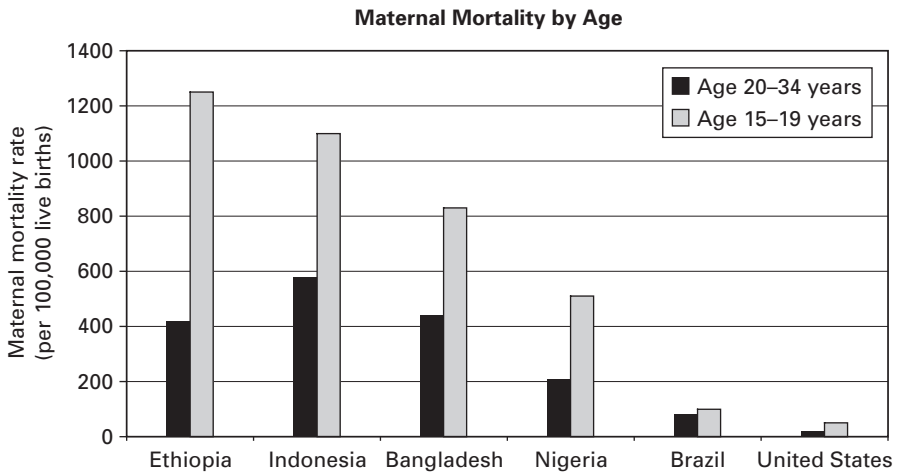
Source: Seager, Joni. 2003. *The Penguin Atlas of Women in the World*, p. 38. London: Penguin Books.

### Maternal Mortality Estimates by Region, 2000

Region	Number of Maternal Deaths	Lifetime Risk of Maternal Death
World Total	529,000	1 in 74
Developed Regions	2,500	1 in 2,800
Developing Regions	527,000	1 in 61
Africa	251,000	1 in 20
Oceania	530	1 in 83
Asia	253,000	1 in 94
Latin America & the Caribbean	22,000	1 in 160
Sub-Saharan Africa		1 in 6
Northern Africa		1 in 210

**Figure A.8.**

Source: United Nations Population Fund. 2004. *State of the World Population 2004*, chapter 7: Maternal Health, p. 52 [online]. [Cited 25 April 2005]. Available: [http://www.unfpa.org/swp/2004/pdf/en\\_swp04.pdf](http://www.unfpa.org/swp/2004/pdf/en_swp04.pdf). Data compiled by WHO, UNICEF, and UNFPA. 2003. "Maternal Mortality in 2000." Estimates developed by WHO, UNICEF, and UNFPA. Geneva, World Health Organization.



**Figure A.9.**

Source: International Center for Research on Women. 2003. *Too Young to Wed: The Health, Rights, and Lives of Young Married Girls*, p. 8 [online]. [Cited 27 April 2005]. Available: [http://www.icrw.org/docs/tooyoungtowed\\_1003.pdf](http://www.icrw.org/docs/tooyoungtowed_1003.pdf).

Girls between 15 and 20 years of age are twice as likely to die from pregnancy or childbirth as are women in their 20s, while girls under 15 face five times greater risk.<sup>43</sup>

According to the United Nations Population Fund, obstetric fistula, caused by prolonged and obstructed labor, is one of the most neglected issues in international reproductive health. Worldwide, more than 2 million girls and women suffer from fistula, especially in sub-Saharan Africa, South Asia, and some Arab states. An estimated 50,000–100,000 new cases are reported annually. Surgical repair for fistula has success rates as high as 90 percent for uncomplicated cases.<sup>44</sup>

In the United States, homicide is the top cause of death among pregnant women.<sup>45</sup>

### ***Female Genital Mutilation***

According to the World Health Organization, at least 135 million girls and women now alive are thought to have undergone female genital mutilation (FGM) in more than two dozen African countries, as well as parts of Asia, the Middle East, and some immigrant communities in the West.

Approximately two million girls a year are at risk of mutilation—about 6,000 per day.<sup>46</sup>

An estimated 15 percent of those who undergo genital mutilation suffer the most dangerous and extreme version, infibulation.<sup>47</sup>

In Kenya, an “Alternative Rights of Passage” ceremony, which celebrates female puberty without mutilation, already has saved 1,300 girls since 2000 from the procedure.<sup>48</sup> Meanwhile, in Mali, more than 14,000 people have signed a pledge to combat mutilation.<sup>49</sup>

In the United States:

- According to the Centers for Disease Control and Prevention, an estimated 168,000 immigrant women and girls in the United States have undergone genital mutilation or are still at risk for the procedure.<sup>50</sup>
- Following suit of other Western countries, the United States outlawed genital mutilation in 1996 to prevent immigrants from importing the practice. Makeshift at-home and hospitalized medical procedures, however, still occur.<sup>51</sup>

### *The Feminization of HIV/AIDS*

At its heart, this is a crisis of gender inequality, with women less able than men to exercise control over their bodies and lives. Nearly universally, cultural expectations have encouraged men to have multiple partners, while women are expected to abstain or be faithful. There is also a culture of silence around sexual and reproductive health. Simply by fulfilling their expected gender roles, men and women are likely to increase their risk of HIV infection.

—UNAIDS/United Nations Population Fund/United Nations Development Fund for Women.<sup>52</sup>

Today, women account for nearly half of the 40 million people living with HIV worldwide, up to 48 percent from 35 percent in 1985. In some regions, adolescent girls are five to six times more likely to contract the virus than boys the same age.<sup>53</sup>

Although many countries use early marriage as a poverty reduction strategy, recent studies indicate that young married women are at a higher risk of HIV infection than their unmarried counterparts. In Kenya, 33 percent of married girls were HIV-positive compared to 22 percent of sexually active unmarried girls the same age. In Zambia, 27 percent of married girls were HIV-positive compared to 16 percent of unmarried girls.<sup>54</sup> Worldwide, 82

million girls will marry before their 18th birthday and will be more likely to become infected than their peers who are not married.<sup>55</sup>

In 2004, the U.S. State Department released the *President's Emergency Plan for AIDS Relief: U.S. Five-Year Global HIV/AIDS Strategy*, reflecting President Bush's 2003 pledge of \$15 million over five years for AIDS relief to 14 countries (later increased to 15) worldwide. The strategy mandates that 33 percent of all prevention funds be spent on abstinence-only prevention.<sup>56</sup>

The ABC prevention method—Abstain, Be faithful, and use Condoms—has been successful in reducing the spread of HIV/AIDS in some countries, most notably in Uganda. ABC is not an “abstinence only” policy, but a comprehensive approach. Bush Administration Advisor Edward Green notes that Uganda “pioneered approaches toward reducing stigma, bringing discussion of sexual behavior out into the open, involving HIV-infected people in public education, persuading individuals and couples to be tested and counseled, improving the status of women, involving religious organizations, enlisting traditional healers, and much more.”<sup>57</sup>

Globally, women and girls provide up to 90 percent of HIV/AIDS care in the home, which can increase the workload of a female caretaker by one third. This increase in social burden combined with the AIDS death toll on working-age women has cut the female labor force in sub-Saharan Africa. In 1995, 50 percent of women were unable to work compared to men, but in 2015, that number will increase to 80 percent.<sup>58</sup>

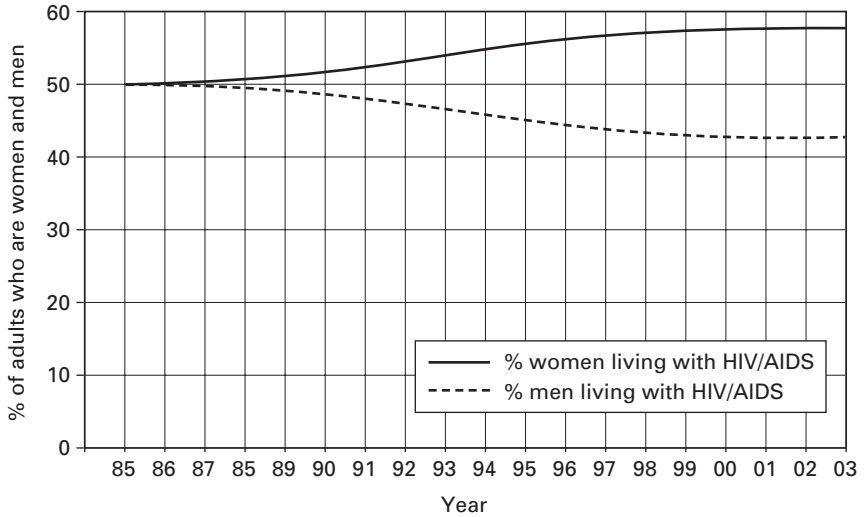
In sub-Saharan Africa:

- 77 percent of all HIV-positive women worldwide live in sub-Saharan Africa, the worst affected region.<sup>59</sup>
- More than 22 million adults are living with HIV and 11,000 additional people are infected daily—one every 8 seconds.<sup>60</sup>
- Of all HIV-positive adults, 57 percent are women, and 75 percent of young people living with HIV are women and girls.<sup>61</sup>

In the United States:

- Of new HIV cases between 1999 and 2002, 64 percent occurred among women, the majority of whom were ages 13–19.<sup>62</sup> From 1999 through 2003, the annual diagnoses of women with AIDS increased 15 percent, while the diagnoses among men increased 1 percent.<sup>63</sup>
- The rate of AIDS diagnosis for African American women is about 25 times that for white women and 4 times that for Hispanic women.<sup>64</sup>

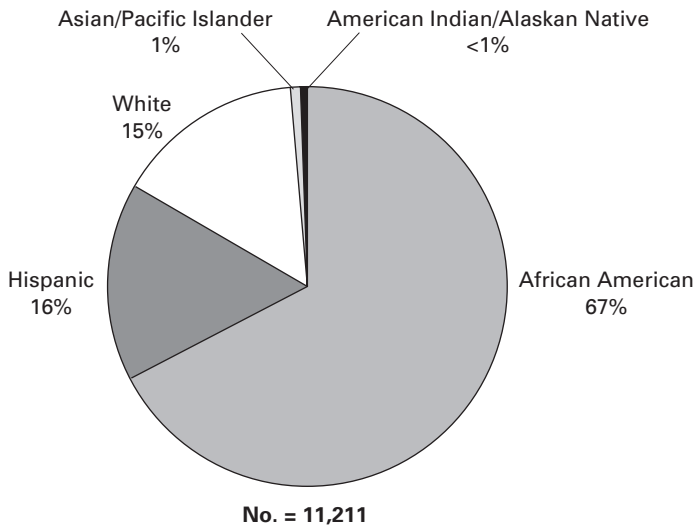
**Women and men as a proportion of adults 15 to 49 living with HIV/AIDS, Sub-Saharan Africa, 1985–2003 (percent)**



**Figure A.10.**

Source: International Labor Organization. 2004. “Women, Girls, HIV/AIDS and the World of Work” [online]. [Cited 27 April 2005]. Available: <http://www.ilo.org/public/english/protection/trav/aids/publ/women-iloaids-brief.pdf>.

**Diagnoses of AIDS in US women, by race/ethnicity, 2003**



**Figure A.11.**

Source: Centers for Disease Control and Prevention. 2003. “HIV/AIDS among Women” [online]. [Cited 27 April 2005]. Available: <http://www.cdc.gov/hiv/pubs/facts/women.htm>.

- African American and Hispanic women together account for 83 percent of AIDS diagnoses reported in 2003, yet constitute only 25 percent of all U.S. women.<sup>65</sup>
- AIDS is among the top three causes of death among black and Hispanic women aged 15–34.<sup>66</sup>

### **Sickness from Unsafe Water and Sanitation**

In developing countries, the task of collecting water generally falls to women; it is increasingly more difficult for women in the developing world to secure water as fresh, clean, water sources become scarce due to privatization, conflict, and natural resources depletion.<sup>67</sup>

The World Health Organization estimates that 80 percent of all illnesses are transmitted by contaminated water. Women must take care of those sick from water-related diseases, including malaria, onchocerciasis, schistosomiasis and diarrhea, and replace with their own labor the labor of those who have fallen ill.<sup>68</sup>

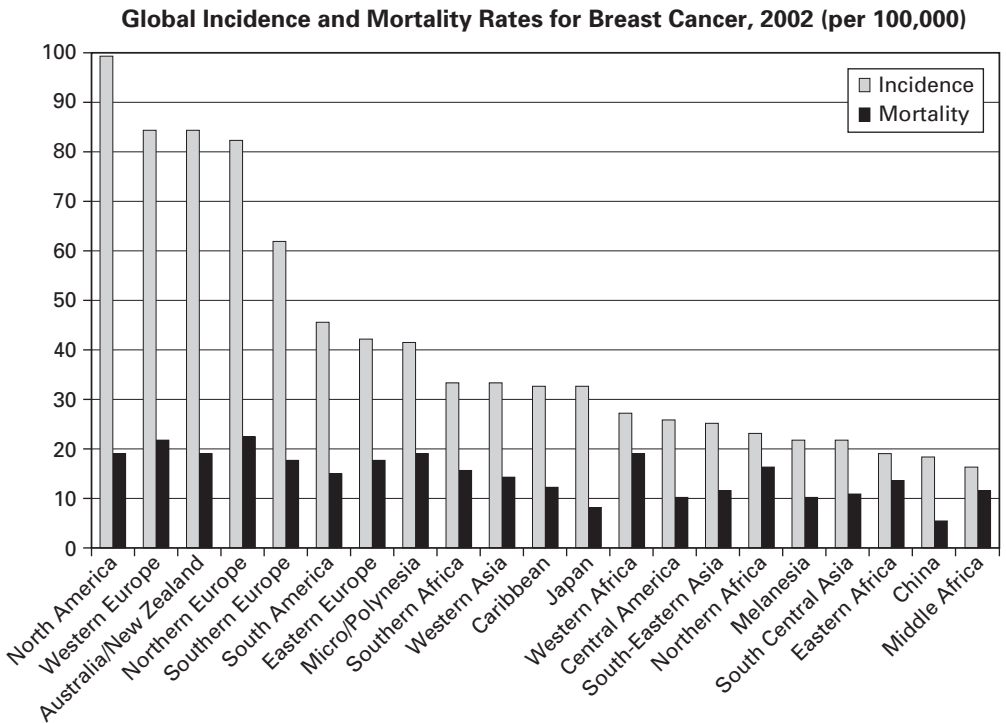
It has been estimated that every day, women in South Africa collectively walk the distance to the moon and back sixteen times for fresh water.<sup>69</sup> Over 40 billion work hours are lost in Africa to the need to fetch drinking water.<sup>70</sup>

In Africa and Asia, women carry roughly 20 kg of water at a time, the same amount as the baggage allowance on most airlines. Constantly carrying such heavy weights on the head, back, or hip can result in backache and joint pains, and in extreme cases, curved spines and pelvic deformities, creating complications during childbirth. Long, isolated trips to collect water also expose women to a greater risk of sexual and physical assault since there is an increased incidence of violence against women in these remote locations.<sup>71</sup>

Toilets are unavailable for many poor women who work in urban centers. About 1 in 10 school-age African girls do not attend school during menstruation or drop out at puberty due to the absence of clean and private sanitation facilities in school.<sup>72</sup>

### **Breast Cancer**

Breast cancer is the most common cancer affecting women. Over 1 million new cases are diagnosed each year worldwide. Breast cancer rates have increased 26 percent since 1980.<sup>73</sup>



**Figure A.12.**

Source: American Cancer Society. 2002. *Global Cancer Statistics, 2002*, Figure 6 [online]. [Cited 27 April 2005]. Available: <http://caonline.amcancersoc.org/cgi/content/full/55/2/74>.

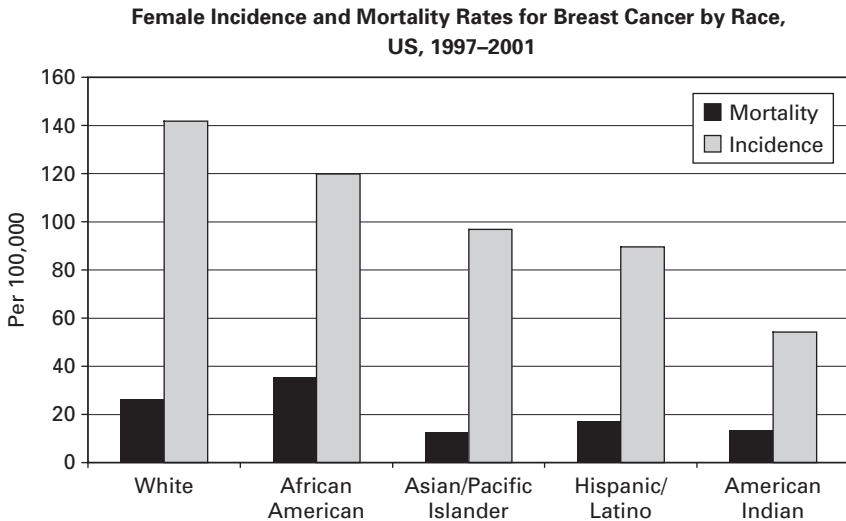
Breast cancer is at its highest in developed countries; Europe and North America account for approximately half of the world's breast cancer cases while the lowest rates of breast cancer are found in Asia.<sup>74</sup>

### Tobacco Use and Related Illness

Globally, 12 percent of women, or approximately 236 million women, smoke.<sup>75</sup>

Worldwide, overall prevalence of tobacco use is four times higher among men than women (48 percent versus 12 percent).<sup>76</sup> In 2000, smoking killed almost five million people and three times as many men as women.<sup>77</sup>

However, the World Health Organization estimates that the number of women worldwide who smoke will grow in the next generation to more



**Figure A.13.**

Source: American Cancer Society. 2005. "Surveillance Research" [online]. [Cited 27 April 2005]. Available: [http://www.cancer.org/downloads/stt/Incidence\\_and\\_Mortality\\_Rates\\_by\\_Site,\\_Race,\\_and\\_Ethnicity\\_US,\\_1997-2001.pdf](http://www.cancer.org/downloads/stt/Incidence_and_Mortality_Rates_by_Site,_Race,_and_Ethnicity_US,_1997-2001.pdf).

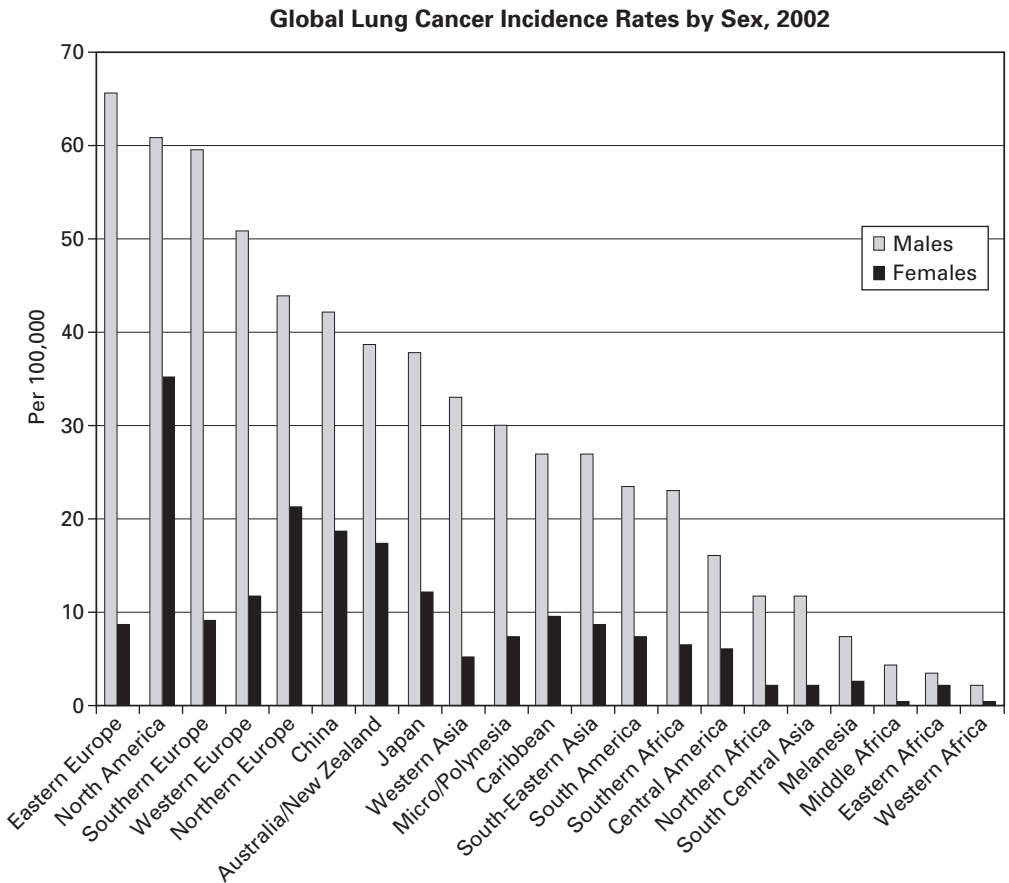
than 500 million, or almost triple current rates. More than 200 million of these women will die prematurely from tobacco-related diseases.<sup>78</sup>

In 2025, developing countries are expected to show the greatest growth in smoking rates among women, from approximately 7 percent now to 20 percent. In contrast, smoking among women is expected to decrease in developed countries from 24 percent today to 20 percent in 2025.<sup>79</sup>

Recent studies show that cigarette smoking is more harmful to women than to men, cutting 11 years off a female's life but just 3 years for men.<sup>80</sup> Women develop lung cancer with lower levels of smoking compared to men, and are more at risk of contracting small cell lung cancer (the more aggressive type).<sup>81</sup>

In the United States, lung cancer has overtaken breast cancer as the principal cause of female cancer mortality. In 2005, the American Cancer Society estimates that 73,020 women will die of lung cancer<sup>82</sup> and 40,410 women will die of breast cancer.<sup>83</sup>

- Following an increase in smoking, the death rate from lung cancer in US women rose 600 percent from 1930 to 1997.<sup>84</sup>
- 1 in every 4 American women smokes.<sup>85</sup>



**Figure A.14.**

Source: American Cancer Society. 2002. *Global Cancer Statistics, 2002*, figure 5 [online]. [Cited 27 April 2005]. Available: <http://caonline.amcancersoc.org/cgi/content/full/55/2/74>.

## Women's Citizenship and Leadership

### Voting Rights

In all but four countries (Kuwait, Saudi Arabia, the United Arab Emirates, and Brunei), women have the *formal* right to vote.<sup>86</sup>

- In February 2005, Saudi Arabia held its first election in more than forty years. Women were denied the right to vote although election law does not explicitly ban women. Saudi officials said that the ban on women voters

was because of “logistical problems” in a country in which the sexes are strictly segregated, but that in future elections, provisions would be made for women to vote.<sup>87</sup>

- In April 2005, the Kuwaiti parliament took a first step toward giving women the vote and allowing them to run in municipal elections. A second vote by the parliament is required before the law will go into effect. The Kuwaiti cabinet already had approved the bill, but it has been delayed in parliament by the strong Islamist bloc, which has twice defeated similar measures in recent years.<sup>88</sup>
- In the United Arab Emirates and Brunei, neither men nor women have the right to vote.<sup>89</sup>

In Afghanistan, of the nearly 10 million voters registered in the October 2004 election, 41 percent were women.<sup>90</sup>

In the United States’s 2004 Presidential election, according to a CNN exit poll, 54 percent women voted compared to 46 percent men.<sup>91</sup>

### **Heads of Government**

In 2004, out of 180 countries, 12 were headed by women: Georgia, New Zealand, Finland, Sri Lanka, Philippines, Ireland, Serbia, Panama, Sao Tome and Principe, Indonesia, Latvia, and Bangladesh.<sup>92</sup>

### **Women in Parliaments**

According to the Inter-Parliamentary Union, women’s presence in parliaments and in ministerial positions alters the traditionally male approach to social welfare, legal protection, and transparency in government and business.<sup>93</sup>

Women constitute 15.7 percent of parliamentarians in the world<sup>94</sup> with Rwanda having surpassed Sweden for having the largest percentage of women in parliament, with 48.8 percent.<sup>95</sup>

In the United Kingdom, France, and Japan, women’s share of parliamentary or congressional seats is 18.1, 12.2, and 7.1 percent respectively. Notably, these rich countries lag behind 13 developing countries in sub-Saharan Africa, the poorest region in the world. In South Africa and Mozambique, for example, women’s share of parliamentary seats is 33 and 34.8 percent respectively, while in Uganda women have 23.9 percent of the seats.<sup>96</sup>

Following the 2004 elections in the United States, women hold 15 percent of congressional seats—14 percent in the Senate and 15.2 percent in the House. A quarter of these seats are held by women of color. Women's percentage of state legislators remained constant at 22.6 percent.<sup>97</sup>

According to the United Nations, quotas were used in all countries that achieved higher than 30 percent representation of women in elected office.<sup>98</sup> For example, in South Africa, women comprise 50 percent of lists submitted by political parties for local-level elections; Rwanda's constitution guarantees women a minimum of 30 percent of parliamentary seats; and 33 percent of local government seats are reserved for women in India.<sup>99</sup> Quotas are not universally accepted as a solution to female underrepresentation in politics, however. Some argue that quotas should be used in conjunction with other measures, including encouraging more women to stand for election and introducing more family-friendly work practices in parliamentary systems.<sup>100</sup>

In 2000 the Inter-Parliamentary Union (IPU) surveyed 187 women parliamentarians from 65 countries on the difficulties faced by women in politics. The lack of day care for small children in all but the Nordic countries was highlighted as a problem. Notably, 73 percent of the respondents were mothers.<sup>101</sup>

### **Women in International Organizations**

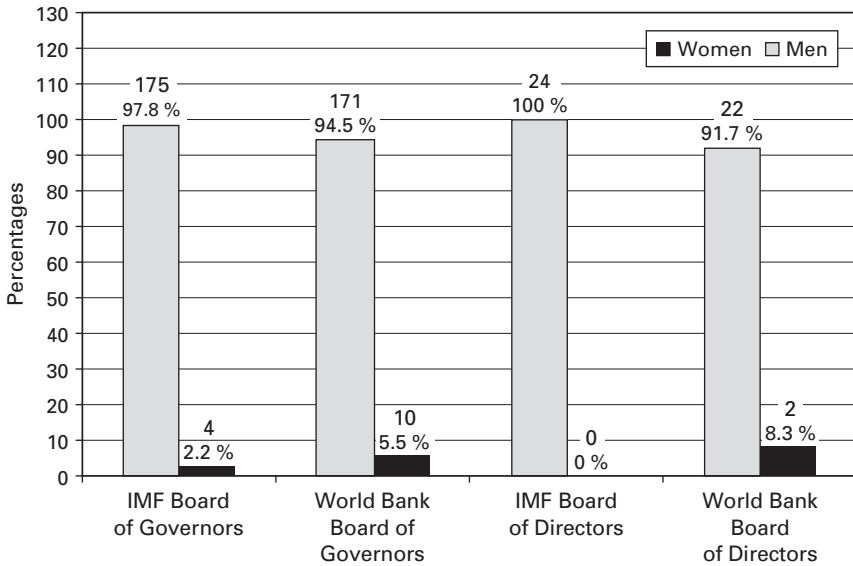
At the United Nations, women headed 6 percent of government delegations in 1991, 14 percent in 1998, and 8 percent in 2001.<sup>102</sup>

As of December 31, 2004, women at the United Nations held 7 out of 40, or 17.5 percent, of the Under-Secretary General-level positions and about 29 percent of the senior management posts, up from 25 percent in 2003.<sup>103</sup>

### **Women Decision Makers in Corporations and Financial Institutions**

In the United States:

- Women represented close to 47 percent of the workforce but held only 15.7 percent of corporate officer positions, according to a 2001 survey of 429 Fortune 500 companies conducted by Catalyst. Women of color made up 1.6 percent of those corporate officers.<sup>104</sup>
- Women were 7.1 percent of those with CFO titles in Fortune 500 companies in 2002.<sup>105</sup>



**Figure A.15.**

Source: Women's Environment and Development Organization. 2002. *The Numbers Speak for Themselves: Women and Economic Decision Making* [online]. [Cited 25 April 2005]. Available: [http://www.wedo.org/files/numbersspeak\\_factsh1.pdf](http://www.wedo.org/files/numbersspeak_factsh1.pdf).

- In 2005, there were a total of 19 women CEOs in the Fortune 1000, 9 of those heading Fortune 500 companies.<sup>106</sup>
  - The percentage of Fortune 500 board seats held by women in 2003 was 13.6 percent, up from 12.4 percent in 2001 and 9.6 percent in 1995.<sup>107</sup>
- In 2002, Norway's Parliament passed legislation requiring all companies to ensure that women make up 40 percent of their boards. In 2005, the Parliament announced that companies not complying with these standards by 2007 would face closure.<sup>108</sup>

In 48 of 63 countries surveyed by the International Labor Office, women's share of managerial jobs was between 20 and 40 percent. At the higher end of the scale was the United States at 45.9 percent and Brazil at approximately 44 percent. Saudi Arabia had the lowest percent of women "administrative and managerial workers" at 0.9 percent.<sup>109</sup>

### **Women in the Military**

Percentages of women in the military, as well as their level of activity within the armed forces, vary widely from country to country. In Israel, all women and men are required to serve in the Israel Defense Force, but women serve in noncombat positions. A recent study of 26 selected countries with voluntary service showed that women made up 15 percent of the armed forces in the United States, followed by South Africa at 14.4, New Zealand at 14.7, and Australia 12.5 percent. At the low end were Ireland at 1.9 percent and Finland at 1.7 percent.<sup>110</sup>

In United Nations peace-keeping missions, women make up fewer than 3 percent of military personnel and 4 percent of civilian police. These percentages reflect the composition of forces contributed by UN member countries.<sup>111</sup>

In the United States:

- Most active-duty service women in the military are white. They constitute 70.6 percent of female officers and 48 percent of enlisted female personnel in the armed forces overall. In the Army, black women make up the largest percentage of enlisted women, while white women constitute 62.6 percent of the female officers. Enlisted Hispanic women are mostly found in the Marine Corps (17.5 percent) and the Navy (12.2 percent).<sup>112</sup>

### **Women and the Economy**

#### **Women and Poverty**

Women represent 60 percent of the **world's** 550 million working poor.<sup>113</sup>

**Worldwide**, it is estimated that women constitute about 70 percent of the absolute poor—those living on less than a dollar a day.<sup>114</sup>

Approximately 85 percent of the world's single-parent households are headed by women, and they tend to be poorer than dual-parent or male-headed households.<sup>115</sup>

In the United States:

- In 2004, there were 20.1 million women in the United States living below the poverty level.<sup>116</sup>
- More than one-third of all female-headed households fall below the poverty line.<sup>117</sup> Women head 17.7 million households, or 16 percent of all American households.<sup>118</sup>

- Women comprise 84 percent of the homeless clients in families with the Department of Housing and Urban Development but only 23 percent of single homeless clients.<sup>119</sup>
- Between 2000 and 2003, the number of poor children in single-mother families increased by more than 780,000 while Temporary Aid to Needy Families caseloads fell to 253,000.<sup>120</sup>
- Without Social Security, more than half of all women 65 and older would be poor.<sup>121</sup>

### **Employment**

In 2003, out of the 2.8 billion people worldwide working for pay, 1.1 billion were women. While female employment is on the rise, the female unemployment rate is still slightly higher than the male rate (6.4 percent, versus 6.1 percent). This means that 77.8 million women, out of a total of 160 million people, were willing to work and actively looking for work but unemployed.<sup>122</sup>

Differences in unemployment rates are more striking between young females (ages 15–24) and young males. In two-thirds of 97 surveyed countries, more young women than young men were unemployed, and in around half of the countries in Latin America and the Caribbean, unemployment rates for young women were more than 50 percent higher than young men's rates.<sup>123</sup>

Women make up between 60 and 90 percent of the world's part-time workers.<sup>124</sup> Women's share of part-time employment in the United States in 1998 to 2001 was 68 percent.<sup>125</sup>

In the United States, according to *Women Employed*:

- 63 percent of women work for pay
- 54 percent of women work for pay full-time
- 65 percent of African-American women work for pay
- 63 percent of white women work for pay
- 61 percent of Asian/Pacific Islander women work for pay
- 59 percent of Hispanic/Latina women work for pay<sup>126</sup>

### ***Employment of Women by Sector***

In developing countries, the majority of economically active women work in the informal sector—in small-scale, self-owned, usually home-based businesses that operate outside the formal economy. The World Bank es-

imates that in some countries this activity by women—handiwork, cooking, and other small-scale trade—accounts for 30 to 50 percent of the Gross Domestic Product. But since these businesses are so small and operate outside the formal economy, policy makers seldom take them into consideration in macroeconomic planning.<sup>127</sup>

In the developing world, women also make up the major share of subsistence agricultural workers.<sup>128</sup> Recent research from South Africa and at least 10 other countries in sub-Saharan Africa reveals that women contribute 90 percent of all food processing, water and fuel-wood collection, 90 percent of hoeing and weeding on farms, and 60 percent of harvesting and marketing.<sup>129</sup>

In the industrialized world, women are concentrated in traditional “women’s” occupations that often offer lower pay and benefits. For example, in the United States, women ages 24–35 represented 80 percent of all workers in administrative or clerical jobs in 2000.<sup>130</sup>

Snapshot of women’s employment in the United States, by sector:

- In 2003, 96.3 percent of secretaries and administrative assistants and 98.3 percent of preschool and kindergarten teachers were women.<sup>131</sup>
- In 2000, women represented 15.6 percent of law partners nationwide and 13.7 of the general counsels of Fortune 500 companies.<sup>132</sup>
- Although women are 46 percent of the workforce, they are about 12 percent of the scientific and engineering labor force in industry, and their representation is much lower at the highest ranks.<sup>133</sup>

### *Discrimination in the Workforce*

Worldwide, women are paid less than men—on average women earn two-thirds of what men earn.<sup>134</sup>

In the United States:

- In 2003 the United States’s Equal Employment Opportunity Commission received more than 81,000 employment-discrimination charges, the two most frequent were race based (35 percent) and sex/gender based (30 percent).<sup>135</sup>
- In the ten occupations with the greatest growth in female workers (veterinarians, public administrators, math/science teachers, chemistry teachers, industrial engineers, dentists, car sales people, messengers, physicians assistants, and clergy) wage gaps are either nonexistent or women earn slightly more than men for women aged 25–34 working full-time.<sup>136</sup>

---

### **Sex Discrimination in the 21st Century**

In the United States, 2004 saw several large sexual discrimination cases brought by women workers across various sectors, from Wal-Mart and Costco to Morgan Stanley and Merrill Lynch. From the highest paid women to the lowest, sex discrimination in pay, promotion, and benefits remains at the forefront of women's struggles in the workplace.

The Wal-Mart case was initially brought by Betty Dukes, a check-out counter assistant who charged in 2001 that Wal-Mart systematically discriminates against women in pay, training, and promotion. 72 percent of Wal-Mart's associates are women, with an average wage of \$7.50 an hour. In contrast, only 33 percent of Wal-Mart's managers are women. In 2004, the case became the largest civil rights class action ever certified against a private employer in the US when a federal judge ruled that women employed by Wal-Mart at anytime since 1998 were eligible to participate in the action. About 1.6 million women participants are estimated. In early 2005, Wal-Mart was in the process of appealing the class action decision.

On the other end of the scale, it was a top bond saleswoman at Morgan Stanley, Allison Schieffelin, whose case was taken up by the US Equal Employment Opportunity Commission (EEOC) as a class action for all women at Morgan Stanley in the same circumstances. They alleged that gender bias with regards to training and promotion has limited their status within the company and their pay. The case was settled immediately before trial for \$54 million.

---

#### **Figure A.16.**

Source: Featherstone, Liza. 16 December 2002. "Wal-Mart Values." *The Nation*; U.S. Equal Employment Opportunity Commission. 12 July 2004. "EEOC and Morgan Stanley Announce Settlement of Sex Discrimination Lawsuit."

### *Childcare*

Where childcare subsidies are available, there is a dramatic increase in labor force participation among the poor.

—The Century Foundation, 2002, [www.ewowfacts.com](http://www.ewowfacts.com)

Working mothers with children under the age of 6 constituted, on average, 54.7 percent of all mothers with children that age. In 2001, the greatest percentage was in Scandinavia, with Sweden having the highest proportion at 76 percent. France had 59 percent, Japan 34 percent, and the United States 61 percent.<sup>137</sup>

Childcare in Sweden:

- The Swedish parliament determined in 1985 that all children between 18 months and school age should have access to childcare by 1991. This

resulted in a highly developed childcare system that has contributed to changes in family patterns and gender roles. The proportion of women in the labor force has approached that of men, and most children in Sweden today grow up with parents who share responsibility for supporting the family.<sup>138</sup>

### **Wealth and Property Rights**

Worldwide, women own only 1 percent of the world's assets.<sup>139</sup>

In the United States, 30 percent of women, compared with 47 percent of men, have private pensions. Women's pension benefits are, on average, less than half of men's.<sup>140</sup>

### ***Land Ownership***

In addition to the direct economic benefits of land ownership, property rights may serve to empower women in their negotiations with other household members and with the community and society at large.

—Food and Agriculture Organization of the United Nations<sup>141</sup>

A recent study suggests that women in India who own property are less likely to encounter spousal violence. The study found that nearly 49 percent of the women who owned neither land nor a house experienced long-term physical violence. Comparatively, only 18 percent of those who owned land, 10 percent who owned a house, and 7 percent who owned both, experienced such violence.<sup>142</sup>

In Africa, women are generally not able to own land outright or inherit land. In many African countries, this means that widows are generally denied inheritance of land, often leaving them homeless and destitute. Girl children are also denied a share of their father's inheritance, with preference given to male children.<sup>143</sup>

Single women in the United States buy homes at twice the rate of single men. Twenty-one percent of all first time homebuyers are single women, the second-largest group of homebuyers after married couples.<sup>144</sup>

### ***Business Ownership/Access to Credit and Microfinance***

Because land is used as collateral to obtain credit, many women in developing countries are barred from starting a business.<sup>145</sup>

Poor women often rely on micro credit, programs that provide small levels of credit or technical assistance for self-employment and other financial and business services to the very poor.

As of 2002, 2,572 micro credit institutions reported reaching 41,594,778 of the poorest individuals, 79 percent of which were women.<sup>146</sup>

In the United States, 10.6 million firms are majority owned by women.<sup>147</sup> Of these, 21.4 percent were owned by women of color.<sup>148</sup>

Women-owned businesses generated about \$2.5 trillion in sales and employed 19.1 million people in 2004. Between 1997 and 2004, the estimated growth in the number of women-owned firms in the United States was nearly twice that of all firms—17 percent compared to 9 percent.<sup>149</sup>

In 2005, in the United States, the President's Fiscal Year 2006 budget proposed cutting the Small Business Administration Micro-Loan program. Fifty percent of the recipients of that funding are women.<sup>150</sup>

## **Violence Against Women and Girls**

[V]iolence against women is a consequence of the gender order established in a society, of the hierarchy and power relations that characterize the relations between the sexes. While certain forms of violence are specific to regions or countries . . . a universal pattern of domination connects them all.

[G]lobally one in three women will be raped, beaten, coerced into sex or otherwise abused in her lifetime.

—The United Nations Development Fund for Women (UNIFEM)<sup>151</sup>

## **Types of Violence**

### ***Domestic Violence***

In 2003, 22–33 percent of women across the world said they had experienced physical or sexual abuse by a male intimate.<sup>152</sup> From a mid-90s survey, the percentage of women who stated they had been battered in the past year by an intimate male partner ranged from 3 percent in Australia, Canada, and the United States to 27 percent in Nicaragua, 38 percent in the Republic of Korea, and 52 percent of Palestinian women in the West Bank and Gaza.<sup>153</sup>

In many countries, women believe that it is acceptable for a husband to beat a wife for one or more specific reasons—among them refusing sex,

arguing, or burning food—77 percent in Uganda, 52 percent in Turkmenistan, 51 percent in Zimbabwe, 40 percent in Haiti, and 32 percent in Armenia.<sup>154</sup>

Forty-four countries in the world have laws specifically protecting women against domestic violence.<sup>155</sup>

In the United States, between one quarter and one half of domestic-violence victims report that they have lost a job as a result of, at least partly, domestic violence.<sup>156</sup> The annual cost of lost productivity because of domestic violence is estimated at \$727.8 million, with over 7.9 million paid workdays lost each year.<sup>157</sup>

### *Rape*

Rape is neither rare nor unique to a specific region in the world. Similar numbers of women have reported being the victim of an attempted or completed sexual assault over their lifetime in London, England (23 percent), León, Nicaragua (21.7 percent), and Midlands Province, Zimbabwe (25.0 percent).<sup>158</sup>

A 2000 United Nations survey of 70 countries across the world reported an average of 15.2 total *reported* rapes annually per 100,000 inhabitants. South Africa had the highest rate in 2000 with 123.9. In 1999 the US rate was 32.1, making it the 9th highest out of 70 countries.<sup>159</sup>

In the United States, the rate of rape for black women in 2002 was 4.0 rapes per 1000, while white women were victims at a rate of 1.5 and Hispanic women at a rate of 0.7 per 1000.<sup>160</sup>

### **Sites of Violence**

#### *Women in Conflict*

Gender based violence in times of conflict is part of the continuum of violence that runs through women's lives, from times of peace to times of war. It only deepens with war. In all cases its origins lie in discrimination and inequality. Gender inequality is a seed that, in times of conflict, bears the bitter fruit of concerted and systematic campaigns to destroy the lives of women, families and communities.

—Noeleen Heyzer to the Security Council Open Debate on Women, Peace, and Security, October 2004.

### *Rape as a War Crime*

From 1980 to 2002, there was systematic, widespread rape of women by soldiers or paramilitaries as part of armed conflict in 32 countries. Many of these rapes are related to ethnic persecution:

- 20,000 Muslim women were raped in Bosnia in 2001.
- 168 ethnic Chinese women were gang-raped in Indonesia in the 1998 economic crisis.
- 15,000+ women were raped in Rwanda as part of “ethnic cleansing” in 1994.<sup>161</sup>

Medecins Sans Frontieres (Doctors without Borders) recently reported that about 500 women have been treated for rape in recent months in Darfur, a figure nonetheless underrepresentative of the actual number. Some recent incidences include:<sup>162</sup>

- In January 2003, a woman was raped 14 times by different men.
- In March 2004, 150 soldiers in Janjaweed abducted and raped 16 girls.
- In Kailek, girls as young as 10 were raped by militants.<sup>163</sup>

Ten years ago, it was common to hear the question “Is rape a war crime?” Today, that question, symbolic of the trivialization of sexual violence against women, is settled, at least as a matter of law. The Rome Statute of the International Criminal Court recognizes “rape, sexual slavery, enforced prostitution, forced pregnancy, enforced sterilization and other sexual violence” as war crimes and, where widespread or systematic, as crimes against humanity; crimes against humanity for the first time also include gender-based persecution and trafficking as an enslavement offense.

—Rhonda Copelon, City University of New York School of Law

### *War-related Deaths and Injuries*

Worldwide 2.6 women per 100,000 were killed by war-related injuries in 2000 compared to 7.8 men per 100,000 that same year. Africa had the highest rate of women killed by war injuries at 14.7, with the Americas and Western Pacific having the lowest rate at 0.1. The highest rate of female deaths from war injuries were in the 15–29 age group with a rate of 3.4, with the second highest age group being 0–4 year old females at a rate of 2.6. For male war-related deaths, the 0–4 age group has the second *lowest* rate, with the highest rate being the 60+ age group.<sup>164</sup>

### *Women and Landmines*

In some 80 countries, women and men live with the threat of landmines. Women are particularly affected since they are the majority of the world's farmers and gatherers of food, water, and firewood. In 2003, Landmine Monitor found that roughly 15,000–20,000 landmine casualties occur each year—mainly civilians, with up to 30 percent under the age of 16. There are approximately 200 landmine casualties per month in Afghanistan, one of the most affected countries in the world. The UN Security Council resolution 1325 (2000) calls for gender considerations in its Mine Action Strategy for 2001–2005.<sup>165</sup>

In 1997, Jody Williams and the International Campaign to Ban Landmines (ICBL) received the Nobel Peace Prize. The ICBL represents over 1,000 groups in over 60 countries working locally, nationally, and internationally to ban antipersonnel landmines. ICBL was an important force in advocating for the convention to ban antipersonnel landmines. The Ottawa Convention (Mine Ban Treaty) was signed by more than 120 countries in December 1997.<sup>166</sup>

### **Women at the Edge**

#### *Women Refugees*

Worldwide approximately 50 million people seek safety in another country or another region in their own country. Between 75 and 80 percent of refugees are women and children.<sup>167</sup>

An estimated 20 percent of women of reproductive age in a refugee population will be pregnant at any one time.<sup>168</sup> In 2000, reproductive health-related causes were listed as the leading cause of mortality among Afghan women refugees in Pakistan between the ages of 15 and 49.<sup>169</sup> Fifteen percent of all deaths among Burundian refugees were infant and maternal deaths, according to research conducted in Tanzania.<sup>170</sup>

Recent reports indicate that women and children in refugee and displaced camps in Sierra Leone, Liberia, and Guinea are particularly vulnerable to sexual abuse and exploitation by humanitarian workers.<sup>171</sup>

#### *Trafficking in Women and Children*

The United States' *Victims of Trafficking and Violence Protection Act 2000* defines trafficking as: "the recruitment, harboring, transportation,

provision, or obtaining of a person for labor or services, through the use of force, fraud, or coercion for the purpose of subjection to involuntary servitude, peonage, debt bondage, or slavery.”<sup>172</sup>

Estimates on the number of people trafficked internationally vary from 800,000 to nearly 4 million people annually. Experts agree, however, that women and girls are the majority of those trafficked.<sup>173</sup>

The following factors contribute to women’s vulnerability to traffickers: feminization of poverty, sex discrimination, and lack of education or employment opportunities. These factors make it more likely for women to take risks to secure their economic well-being.<sup>174</sup> Unemployed single mothers are especially easy targets for traffickers.<sup>175</sup>

The HIV/AIDS epidemic is fueling demand for younger and younger girls, as customers try to find “safe” commercial sex partners.<sup>176</sup>

The powerful global reach of the Internet provides a vast space for trafficking that is unregulated and unrestricted by national borders.<sup>177</sup> According to UNIFEM, the trafficking and sexual exploitation of women is also “inextricably linked to conflict.”<sup>178</sup>

In the United States, the statutory maximum sentence for dealing in ten grams of LSD or distributing a kilo of heroin is life, whereas the statutory maximum sentence for engaging in the sale of persons into involuntary servitude is ten years per count.<sup>179</sup>

---

**Payment for a Woman Trafficked from Thailand**

---

Smuggler’s Payment	\$13,000–15,000
The Recruiter	\$800–1,400
The Escort	\$1,000
The Passport/Airline Ticket etc.	\$1,500–3,000
Smuggler’s Profit	\$7,500–9,000

---

**Figure A.17.**

Source: Richard, Amy O’Neill. Center for the Study of Intelligence. November 1999. *International Trafficking in Women to the United States: A Contemporary Manifestation of Slavery and Organized Crime* [online]. [Cited 22 April 2005]. Available: <http://www.cia.gov/csi/monograph/women/trafficking.pdf>.

**Highest rates of female convicted prisoners based on UN survey of 65 countries, selected day, 2002**

Country	Rate per 100,000 inhabitants
Maldives	104.88
United States	41.75
Belarus	25.73
Myanmar	11.39
Hungary	10.72

**Highest numbers of female convicted prisoners based on UN survey of 65 countries, selected day, 2002**

Country	Number
United States	120,400
Myanmar	5,557
Mexico	4,697
United Kingdom	3,666
England and Wales	3,354

**Figure A.18.**

Source: United Nations. 2002. *The Eighth United Nations Survey on Crime Trends and the Operation of Criminal Justice Systems*, table 16.1: Total Convicted Female Prisoners [online]. [Cited 29 April 2005]. Available: <http://www.unodc.org/pdf/crime/eighthsurvey/8pv.pdf>.

***Women in Prison***

Based on a worldwide UN survey, on a single day in 2002, 65 countries had an average of 6.14 convicted female prisoners per 100,000 female inhabitants compared to 94.39 convicted male prisoners per 100,000 male inhabitants.<sup>180</sup>

Since 1986, the number of women in U.S. prisons has increased 400 percent. The increase is 800 percent for women of color.<sup>181</sup> The United Kingdom is experiencing a similar trend, with the female prison population rising by 184 percent from 1992 to 2002 with the male prison population growing by only 57 percent in the same time period.<sup>182</sup>

In the United States:

- Between 2002 and 2003, the number of female prisoners nationwide increased 6.3 percent, almost double the percent increase for men.<sup>183</sup>

- Three-fourths of the women in the criminal justice system are African-American or Latina.<sup>184</sup>
- The percent of female inmates who report a history of physical or sexual abuse is up to eight times the percent of male inmates who report such abuse.<sup>185</sup>
- Almost 23 percent of women inmates nationwide are identified as mentally ill, compared to approximately 16 percent of men.<sup>186</sup>
- About 37 percent of women prisoners had incomes of less than \$600 per month before their arrest.<sup>187</sup>

## Notes

1. United Nations Population Fund. 2004. *State of the World Population*. New York.
2. Coleman, Isobel. 2004. "The Payoff from Women's Rights." *Foreign Affairs*, May/June 2004, p. 80.
3. UNRISD. 2005. *Gender Equality: Striving for Justice in an Unequal World*. New York.
4. United Nations Educational, Scientific and Cultural Organization. 2003. *Education for All Global Monitoring Report 2003/4. Gender and Education for All: The Leap to Equality; Summary Report*, p. 32 [online]. New York. [Cited 20 January 24, 2005]. Available: [http://www.unesco.org/education/efa\\_report/2003\\_pdf/summary\\_en.pdf](http://www.unesco.org/education/efa_report/2003_pdf/summary_en.pdf).
5. Smith, Lisa, and Lawrence Haddad, eds. 2000. *Explaining Child Malnutrition in Developing Countries: A Cross-Country Analysis*. IFPRI Research Report 111 [online]. Washington, DC [Cited 29 April 2005]. Available: <http://www.ifpri.org/pubs/abstract/111/rr111.pdf>.
6. United Nations Educational, Scientific and Cultural Organization. 2005. *Education for All: The Quality Imperative. Global Monitoring Report 2005. Executive Summary*, p. 21 [online]. Paris. [Cited 29 April 2005]. Available: [http://www.unesco.org/education/gmr\\_download/summary.pdf](http://www.unesco.org/education/gmr_download/summary.pdf).
7. Seager, Joni. 2003. *The Penguin Atlas of Women in the World*, p. 76. London: Penguin Books.
8. Blanchard, Jessica. "Small Non-profit, Big Goal: Education for Afghanistan." *The Seattle Times*. 9 December 2004.
9. Meo, Nick. "The Taliban Are Gone, but Afghan Women Still Have To Be Taught in Secret." *The Independent*. 20 January 2005.
10. United Nations Educational, Scientific and Cultural Organization. 2003. *Education for All Global Monitoring Report 2003/4. Gender and Education for All: The Leap to Equality; Summary Report*, pp. 1 and 5 [online]. New York. [Cited

- 20 January 24, 2005]. Available: [http://www.unesco.org/education/efa\\_report/2003\\_pdf/summary\\_en.pdf](http://www.unesco.org/education/efa_report/2003_pdf/summary_en.pdf).
11. Seager, Joni. 2003. *The Penguin Atlas of Women in the World*, p. 79. London: Penguin Books.
12. United Nations Educational, Scientific and Cultural Organization. 2003. *Education for All Global Monitoring Report 2003/4. Gender and Education for All: The Leap to Equality. Summary Report*, p. 6 [online]. New York. [Cited 20 January 24, 2005]. Available: [http://www.unesco.org/education/efa\\_report/2003\\_pdf/summary\\_en.pdf](http://www.unesco.org/education/efa_report/2003_pdf/summary_en.pdf).
13. United Nations. 2000. *The World's Women 2000: Trends and Statistics*, p. 85. New York.
14. United Nations Development Programme. 2002. *Arab Development Report 2002: Creating New Opportunities for Future Generations*, pp. 152–153. New York.
15. United States Census Bureau. 2004. *Educational Attainment in the United States: 2003* p. 2 [online]. Washington, DC [Cited 29 April 2005]. Available: <http://www.census.gov/prod/2004pubs/p20-550.pdf>.
16. Costello, Cynthia B., Vanessa R. Wight, and Anne J. Stone. 2003. *The American Woman 2003–2004: Daughters of a Revolution—Young Women Today*. Palgrave Macmillan, p. 71. New York.
17. Seager, Joni. 2003. *The Penguin Atlas of Women in the World*, p. 80. London: Penguin Books.
18. United Nations Development Programme. 2002. *Arab Development Report 2002: Creating New Opportunities for Future Generations*. p. 152–153. New York.
19. Seager, Joni. 2003. *The Penguin Atlas of Women in the World*, p. 81. London: Penguin Books.
20. Seager, Joni. 2003. *The Penguin Atlas of Women in the World*, p. 80. London: Penguin Books.
21. United Nations. 2000. *The World's Women 2000: Trends and Statistics*, p. 92–93. New York.
22. American University Association of University Women. 2004. *Tenure Denied: Cases of Sex Discrimination in Academia*. Washington, DC.
23. Office of the High Commissioner for Human Rights. *Universal Declaration of Human Rights* [online]. [Cited 12 April 2005]. Available: <http://www.unhchr.ch/udhr/lang/eng.htm>.
24. National Women's Law Center. 2004. "NWLC Analysis of New Census Data Finds that Two-Thirds of Newly Uninsured Americans Are Women" [online]. [Cited 27 April 2005]. Available: <http://www.nwlc.org/details.cfm?id=1989&section=newsroom>.

25. National Institutes of Health, 2002. *Women of Color Health Data Book*, p. 92 [online]. [Cited 26 April 2005]. Available: <http://www4.od.nih.gov/orwh/wocEnglish2002.pdf>.
26. United Nations. 2000. *The World's Women 2000: Trends and Statistics*, p. 54. New York.
27. World Health Organization. 2000. "WHO Issues New Healthy Life Expectancy Rankings" [online]. [Cited 29 April 2005]. Available: <http://www.who.int/inf-pr-2000/en/pr2000-life.html>.
28. United Nations Population Fund. 2004. *The State of the World Population 2004*. New York. And The Population Reference Bureau. 2004. "The 2004 World Population Data Sheet." Washington, DC.
29. United Nations Population Fund. The Alan Guttmacher Institute. 2003. "Adding It Up: The Benefits of Investing in Sexual and Reproductive Health Care" [online]. New York. [Cited 25 January 2005]. Available: [http://guttmacher.org/pubs/addingitup/exs\\_additup.pdf](http://guttmacher.org/pubs/addingitup/exs_additup.pdf).
30. United Nations Population Fund. 2004. *State of the World Population Report 2004*, p. 39 [online]. New York. [Cited 25 April 2005]. Available: <http://www.unfpa.org/swp/2004/english/ch6/page2.htm>.
31. United Nations Millennium Project. *UN Millennium Project Reports 2005: Investing in Development*, chapter 5, p. 82 [online]. New York. [Cited 25 April 2005]. Available: <http://unmillenniumproject.org/documents/MainReportChapter5-lowres.pdf>.
32. The Alan Guttmacher Institute. 2005. "Facts in Brief: Contraceptive Use" [online]. New York. [Cited 25 April 2005]. Available: [http://www.guttmacher.org/pubs/fb\\_contr\\_use.pdf](http://www.guttmacher.org/pubs/fb_contr_use.pdf).
33. European Parliament. 2003. "Report on the Commission Communication on Health and Poverty Reduction in Developing Countries" [online]. [Cited 27 April 2005]. Available: [http://wbln0018.worldbank.org/EURVP/ABCDEApplication.nsf/0/21b0f73a142a31c1c1256d5100244d16/\\$FILE/Health%20and%20Poverty%20Reduction%20in%20Developing%20Countries.pdf](http://wbln0018.worldbank.org/EURVP/ABCDEApplication.nsf/0/21b0f73a142a31c1c1256d5100244d16/$FILE/Health%20and%20Poverty%20Reduction%20in%20Developing%20Countries.pdf).
34. The Alan Guttmacher Institute. 1998. *Sharing Responsibility: Women, Society, and Abortion Worldwide*, p. 25 [online]. [Cited 27 April 2005]. Available: <http://www.agi-usa.org/pubs/sharing.pdf>.
35. Saving Women's Lives. "Countdown 2015: Sexual and Reproductive Health and Rights for All, From Controversy to Consensus on Abortion" [online]. [Cited 17 March 2005]. Available: <http://www.savingwomenslives.org/Countdownabortion.htm>.
36. Saving Women's Lives. "Countdown 2015: Sexual and Reproductive Health and Rights for All, From Controversy to Consensus on Abortion" [online]. [Cited 17 March 2005]. Available: <http://www.savingwomenslives.org/Countdownabortion.htm>.
37. National Abortion and Reproductive Rights Action League. "State and Federal Legislation" [online]. [Cited 25 April 2005]. Available: <http://www.naral.org/legislation/index.cfm>.

38. Planned Parenthood Federation of America. 2004. "Abortions Bans are Unconstitutional—An Analysis of *Stenberg V. Charhart*" [online]. [Cited 25 April 2005]. Available: <http://www.plannedparenthood.org/pp2/portal/files/portal/medicalinfo/abortion/report-abortion-ban-stenberg-carhart.xml>.
39. Saving Women's Lives. "Countdown 2015: Sexual and Reproductive Health and Rights for All, From Controversy to Consensus on Abortion" [online]. [Cited 17 March 2005]. Available: <http://www.savingwomenslives.org/Countdownabortion.htm>.
40. World Health Organization. 5 October 2005. "WHO says Maternal Mortality Is a Silent Emergency" [online]. [Cited 27 April 2005]. Available: <http://www.afro.who.int/press/2004/pr2004100502.html>.
41. World Health Organization. 2003. *World Health Report 2003* p. 31 [online]. [Cited 27 April 2005]. Available: [http://www.who.int/whr/2003/en/whr03\\_en.pdf](http://www.who.int/whr/2003/en/whr03_en.pdf).
42. Saving Women's Lives. "Countdown 2015: Sexual and Reproductive Health and Rights for All, Improving Maternal Health, Meeting the MDG Challenges" [online]. [Cited 27 April 2005]. Available: <http://www.savingwomenslives.org/Countdownmaternal.htm#end>.
43. UNICEF. March 2001. *Innocenti Digest: Early Marriage*. No. 7, p. 18 [online]. [Cited 27 April 2005]. Available: <http://www.unicef-icdc.org/publications/pdf/digest7e.pdf>.
44. United Nations Population Fund. 2004. *State of the World Population 2004* [online]. [Cited 25 April 2005]. Available: <http://www.unfpa.org/swp/2004/english/ch7/page4.htm>.
45. Saving Women's Lives. "Countdown 2015: Sexual and Reproductive Health and Rights for All, Improving Maternal Health, Meeting the MDG Challenges" [online]. [Cited 17 March 2005]. Available: <http://www.savingwomenslives.org/Countdownmaternal.htm#end>.
46. Amnesty International. 2004. "Making Violence against Women Count: Facts and Figures" [online]. [Cited 27 April 2005]. Available: <http://news.amnesty.org/index/ENGACT770342004>. And Holland, Kitty. "Genital Mutilation Imposed on 6,000 Girls Daily." *The Irish Times*. 8 March 2005.
47. Rosenberg, Tina. "Mutilating Africa's Daughters: Laws Unenforced, Practices Unchanged." *The New York Times*. 5 July 2004.
48. Holland, Kitty. "Genital Mutilation Imposed on 6,000 Girls Daily." *The Irish Times*. 8 March 2005.
49. Rosenberg, Tina. "Mutilating Africa's Daughters: Laws Unenforced, Practices Unchanged." *The New York Times*. 5 July 2004.
50. Hanson, Jane O. "Ancient Rite or Wrong?; Genital Cutting of Girls Becomes an Issue in Georgia, Nationwide." *The Atlanta Journal Constitution*. 2 March 2005.
51. Hanson, Jane O. "Ancient Rite or Wrong?; Genital Cutting of Girls Becomes an Issue in Georgia, Nationwide." *The Atlanta Journal Constitution*. 2 March 2005.
52. UNIFEM. 2004. *Women and AIDS: Confronting the Crisis* [online]. New York. [Cited 3 February 2005]. Available: [http://www.unfpa.org/upload/lib\\_public\\_file/308\\_filename\\_women\\_aids1.pdf](http://www.unfpa.org/upload/lib_public_file/308_filename_women_aids1.pdf).

53. UNIFEM. 2004. *Women and AIDS: Confronting the Crisis* [online]. New York. [Cited 27 April 2005]. Available: [http://www.unfpa.org/upload/lib\\_pub\\_file/308\\_filename\\_women\\_aids1.pdf](http://www.unfpa.org/upload/lib_pub_file/308_filename_women_aids1.pdf).
54. UNIFEM. 2004. *Women and AIDS: Confronting the Crisis*, p. 16 [online]. New York. [Cited 27 April 2005]. Available: [http://www.unfpa.org/upload/lib\\_pub\\_file/308\\_filename\\_women\\_aids1.pdf](http://www.unfpa.org/upload/lib_pub_file/308_filename_women_aids1.pdf).
55. United Nations Populations Fund. "Overcoming Gender Disparities" [online]. [Cited 27 April 2005]. Available: <http://www.unfpa.org/adolescents/gender.htm>.
56. Planned Parenthood. 2003. "A Planned Parenthood Report on Administration and Congress: The Bush Administration, The Global Gag Rule, and HIV/AIDS Funding" [online]. [Cited 27 April 2005]. Available: <http://www.plannedparenthood.org/pp2/portal/files/portal/medicalinfo/abortion/report-030702-AIDS.pdf>.
57. Alan Guttmacher Institute. December 2003. Beyond Slogans: Lessons from Uganda's ABC Experience [online]. [Cited 27 April 2005]. Available: <http://www.guttmacher.org/pubs/ib2004no2.html>.
58. International Labor Organization. 2004. "Women, Girls, HIV/AIDS and the World of Work" [online]. [Cited 27 April 2005]. Available: <http://www.ilo.org/public/english/protection/trav/aids/publ/women-iloaids-brief.pdf>.
59. UNIFEM. 2004. *Women and AIDS: Confronting the Crisis* [online]. New York. [Cited 27 April 2005]. Available: [http://www.unfpa.org/upload/lib\\_pub\\_file/308\\_filename\\_women\\_aids1.pdf](http://www.unfpa.org/upload/lib_pub_file/308_filename_women_aids1.pdf).
60. Africa AIDS Watch. 2002. "Cold Statistics" [online]. [Cited 27 April 2005]. Available: <http://www.africaaidswatch.org/cold%20stats.htm>.
61. International Labor Organization. 2004. "Women, Girls, HIV/AIDS and the World of Work" [online]. [Cited 27 April 2005]. Available: <http://www.ilo.org/public/english/protection/trav/aids/publ/women-iloaids-brief.pdf>.
62. Kaiser Family Foundation. October 22, 2004. *Kaiser Daily HIV/AIDS Report*.
63. Centers for Disease Control and Prevention. 2003. "HIV/AIDS among Women" [online]. [Cited 27 April 2005]. Available: <http://www.cdc.gov/hiv/pubs/facts/women.htm>.
64. Centers for Disease Control and Prevention. 2003. "HIV/AIDS among Women" [online]. [Cited 27 April 2005]. Available: <http://www.cdc.gov/hiv/pubs/facts/women.htm>.
65. Centers for Disease Control and Prevention. 2003. "HIV/AIDS among Women" [online]. [Cited 27 April 2005]. Available: <http://www.cdc.gov/hiv/pubs/facts/women.htm>.
66. Altman, Lawrence K. "Female Cases of H.I.V. Found Rising Worldwide." *The New York Times*. 24 November 2004.
67. WaterAid. "Women's Problems" [online]. [Cited 29 April 2005]. Available: <http://www.wateraid.org.uk/other/TextOnly/?ContentID=241&FontSize=0>.
68. Women's Environment and Development Organization. "Gender Differences in Water Use and Management" [online]. [Cited 29 April 2005]. Available: <http://>

www.wedo.org/files/untapped\_eng.pdf. And Food and Agriculture Organization of the United Nations. "Women and Water Resources" [online]. [Cited 29 April 2005]. Available: <http://www.fao.org/focus/e/women/Water-e.htm>.

69. UNIFEM. April 2004. *Women and Water* [online]. [Cited 12 April 2005]. Available: [http://www.unifem.org/filesconfirmed/2/351\\_at\\_a\\_glance\\_water\\_rights.pdf](http://www.unifem.org/filesconfirmed/2/351_at_a_glance_water_rights.pdf).

70. World Health Organization. August 2004. "World Facing Silent Emergency As Billions Struggle without Clean Water or Basic Sanitation, Says WHO and UNICEF" [online]. [Cited 29 April 2005]. Available: <http://www.who.int/media/centre/news/releases/2004/pr58/en/>.

71. WaterAid. "Women's Problems" [online]. [Cited 29 April 2005]. Available: <http://www.wateraid.org.uk/other/TextOnly/?ContentID=241&FontSize=0>.

72. Women's Environment and Development Organization. "Gender Differences in Water Use and Management" [online]. [Cited 29 April 2005]. Available: [http://www.wedo.org/files/untapped\\_eng.pdf](http://www.wedo.org/files/untapped_eng.pdf).

73. Seager, Joni. 2003. *The Penguin Atlas of Women in the World*, p. 46. London: Penguin Books.

74. Seager, Joni. 2003. *The Penguin Atlas of Women in the World*. London: Penguin Books.

75. World Health Organization. 2001. *Women and the Tobacco Epidemic: Challenges for the 21st Century* [online]. [Cited 28 April 2005]. Available: <http://www.who.int/tobacco/media/en/WomenMonograph.pdf>.

76. World Health Organization. November 2003. "Gender, Health and Tobacco" [online]. [Cited 27 April 2005]. Available: [http://www.who.int/gender/documents/en/Gender\\_Tobacco\\_2.pdf](http://www.who.int/gender/documents/en/Gender_Tobacco_2.pdf).

77. Pountey, Michelle. "Addicted to Death; Study Reveals Chilling New Smoking Stats." *Herald Sun*. 27 November 2004.

78. International Network of Women Against Tobacco. 5 August 2003. "A Women's Smoking Crisis Set to Devastate the Developing World." Sweden.

79. International Network of Women Against Tobacco. 5 August 2003. "A Women's Smoking Crisis Set to Devastate the Developing World." Sweden.

80. *The Guardian*. 1 February 2005. "Cigarettes Harm Women More."

81. World Health Organization. November 2003. "Gender, Health, and Tobacco" [online]. [Cited 27 April 2005]. Available: [http://www.who.int/gender/documents/en/Gender\\_Tobacco\\_2.pdf](http://www.who.int/gender/documents/en/Gender_Tobacco_2.pdf).

82. American Cancer Society. 2004. "What Are the Key Statistics for Lung Cancer?" [online]. [Cited 27 April 2005]. Available: [http://www.cancer.org/docroot/cri/content/cri\\_2\\_4\\_1x\\_what\\_are\\_the\\_key\\_statistics\\_for\\_lung\\_cancer\\_26.asp](http://www.cancer.org/docroot/cri/content/cri_2_4_1x_what_are_the_key_statistics_for_lung_cancer_26.asp).

83. American Cancer Society. 2004. "What Are the Key Statistics for Breast Cancer?" [online]. [Cited 27 April 2005]. Available: [http://www.cancer.org/docroot/CRI/content/CRI\\_2\\_4\\_1X\\_What\\_are\\_the\\_key\\_statistics\\_for\\_breast\\_cancer\\_5.asp?sitearea=&level=](http://www.cancer.org/docroot/CRI/content/CRI_2_4_1X_What_are_the_key_statistics_for_breast_cancer_5.asp?sitearea=&level=).

84. "Lung Cancer in U.S. Women: A Contemporary Epidemic" [online]. *Journal of the American Medical Association*. vol. 291, no. 14. 14 April 2004. [Cited 28 April 2005]. Available: <http://www.inwat.org/pdf/Patel%20-%20women%20and%20Lung%20cancer.pdf>.
85. "Lung Cancer in U.S. Women: A Contemporary Epidemic" [online]. *Journal of the American Medical Association*. vol. 291, no. 14. 14 April 2004. [Cited 28 April 2005]. Available: <http://www.inwat.org/pdf/Patel%20-%20women%20and%20Lung%20cancer.pdf>.
86. Seager, Joni. 2003. *The Penguin Atlas of Women in the World*. London: Penguin Books.
87. "Saudi Arabians Go to Polls Sans Women," *San Francisco Chronicle*. February 8, 2005. "Saudi Women Barred from Voting," BBC News. October 11, 2004.
88. "Kuwait Hastens Women's Vote Bill." BBC news. March 7, 2005.
89. Seager, Joni. 2003. *The Penguin Atlas of Women in the World*. London: Penguin Books.
90. Global News Wire. "Afghan Elections and After." *Financial Times*. October 25, 2004.
91. CNN News. *Election 2004* [online]. [Cited 11 January 2005]. Available: <http://www.cnn.com/ELECTION/2004/pages/results/states/US/P/00/epolls.0.html>.
92. Women's Learning Partnership. 2004. *Facts and Figures: Leadership* [online]. [Cited 11 January 2005]. Available: <http://learningpartnership.org/facts/leadership.phtml#political>.
93. Inter-Parliamentary Union. 2000. *Politics: Women's Insights*. Geneva and New York.
94. Inter-Parliamentary Union. 2005. *Women in National Parliaments* [online] [Cited 27 April 2005]. Available: <http://www.ipu.org/wmn-e/world.htm>.
95. Inter-Parliamentary Union. 2005. *Women in National Parliaments* [online] [Cited 27 April 2005]. Available: <http://www.ipu.org/wmn-e/classif.htm>.
96. Inter-Parliamentary Union. 2005. *Women in National Parliaments* [online] [Cited 27 April 2005]. Available: <http://www.ipu.org/wmn-e/classif.htm>.
97. Center for American Women and Politics, Rutgers University. March 2005. *Women in Elective Office 2005* [online]. [Cited 12 April 2005]. Available: <http://www.cawp.rutgers.edu/Facts/Officeholders/elective.pdf>.
98. United Nations Development Fund. 2002. *Quotable Facts: Human Development Trends*. [online]. [Cited 12 April 2005]. Available: <http://www.undp.org/hdr2002/facts.html>.
99. Women's Learning Partnership. 2004. *Facts and Figures: Leadership* [online]. [Cited 11 January 2005]. Available: <http://learningpartnership.org/facts/leadership.phtml#political>.
100. *International Labor Office*. 2004. Breaking through the Glass Ceiling: Women in Management Update, p. 26 [online]. [Cited 27 April 2005]. Available: <http://www.ilo.org/dyn/gender/docs/RES/292/F267981337/Breaking%20Glass%20PDF%20English.pdf>.

101. International Labor Office. 2004. *Breaking through the Glass Ceiling: Women in Management Update*, p. 24 [online]. [Cited 27 April 2005]. Available: <http://www.ilo.org/dyn/gender/docs/RES/292/F267981337/Breaking%20Glass%20PDF%20English.pdf>.
102. Seager, Joni. 2003. *The Penguin Atlas of Women in the World*, p. 91. London: Penguin Books.
103. United Nations Secretariat, Office of the Special Advisor on Gender Issues and Advancement of Women. 31 December 2004. *The Status of Women in the United Nations* [online]. [Cited 27 April 2005]. Available: <http://www.un.org/womenwatch/osagi/fpgenderbalancestats.htm>.
104. Catalyst Women. 2002. *Catalyst Census of Women Corporate Officers and Top Earners in the Fortune 500*. [online]. [Cited 25 April 2005]. Available: <http://www.catalystwomen.org/knowledge/titles/files/fact/COTE%20Factsheet%202002updated.pdf>.
105. Catalyst Women. 2002. *2002 Catalyst Census of Women Corporate Officers and Top Earners in the Fortune 500* [online]. [Cited 27 April 2005]. Available: <http://www.catalystwomen.org/knowledge/titles/files/fact/COTE%20Factsheet%202002updated.pdf>.
106. *The 2005 Fortune 500: Women CEOs* [online]. *Fortune Magazine*. 18 April 2005. [Cited 27 April 2005]. Available: <http://www.fortune.com/fortune/fortune500/articles/0,15114,1046096,00.html>.
107. Catalyst Women. 2003. 2003 Catalyst Census of Women Board Directors: A Call to Action in and Era of Corporate Governance [online]. [Cited 12 January 2005]. Available: <http://www.catalystwomen.org/knowledge/titles/files/fact/WBD03factsheetfinal.pdf>.
108. CNN International. 6 April 2005. "Women Forced onto Norway Boards" [online]. [Cited 11 April 2005]. Available: <http://edition.cnn.com/2005/WORLD/europe/04/05/norway.women.reut/>.
109. International Labor Office. 2004. *Breaking through the Glass Ceiling: Women in Management Update*, p. 2 [online]. [Cited 28 April 2005]. Available: <http://www.ilo.org/dyn/gender/docs/RES/292/F267981337/Breaking%20Glass%20PDF%20English.pdf>.
110. Women's Research and Education Institute. *Women in the Military Project: Selected Countries Where Women Serve in the Military*. [online]. [Cited 26 April 2005]. Available: <http://www.wrei.org/projects/wiu/wim/T7.pdf>.
111. Seager, Joni. 2003. *The Penguin Atlas of Women in the World*, p. 101. London: Penguin Books.
112. Women's Research and Education Institute. *Women in the Military: Selected Statistics*, table 3 [online]. [Cited 26 April 2005]. Available: <http://www.wrei.org/projects/wiu/wim/index.htm>.
113. International Labor Organization. 2004. *Global Employment Trends for Women*, p. 4 [online]. [Cited 26 April 2005]. Available: <http://www.ilo.org/public/english/employment/strat/download/trendsw.pdf>.

114. International Labor Organization. 2004. *Facts on Women at Work*. [online]. [Cited 25 April 2005]. Available: <http://www.ilo.org/public/english/bureau/inf/download/women/pdf/factsheet.pdf>. (Although this statistic is widely quoted, it is important to note that a lack of gender disaggregated data means that there is no real way of knowing what the percentage of women's poverty compared to men's actually is worldwide. See Institute of Development Studies. April 2001. *BRIDGE Briefing Paper on the "Feminisation of Poverty"* [online]. Available: <http://www.bridge.ids.ac.uk/reports/femofpov.pdf>.)
115. Seager, Joni. 2003. *The Penguin Atlas of Women in the World*, pp. 20–21. London: Penguin Books.
116. Moving Ideas. 15 March 2005. "Special Report: Beijing +10 U.S. Record Here and Abroad" [online]. [Cited 26 April 2005]. Available: [http://www.movingideas.org/content/en/report\\_content/beijing10.htm](http://www.movingideas.org/content/en/report_content/beijing10.htm).
117. Women's Learning Partnership. 2004. *Facts and Figures: Leadership* [online]. [Cited 25 April 2005]. Available: <http://learningpartnership.org/facts/leadership.phtml#political>).
118. *Consumer Federation of America*. 2004. Research Shows That Women On Their Own Face Financial Challenges. January 12, 2004. Available: <http://www.consumerfed.org/womenfinance.pdf>.
119. U.S. Department of Housing and Urban Development. 1999. *Demographic Characteristics of Homeless Clients* [online]. [Cited 27 April 2005]. Available: [http://www.huduser.org/publications/homeless/homelessness/ch\\_2b.html](http://www.huduser.org/publications/homeless/homelessness/ch_2b.html).
120. Center on Budget and Policy Priorities. 2004. *Unemployment Insurance Does Not Explain Why TANF Caseloads Are Falling As Poverty and Need Are Rising* [online]. [Cited 25 April 2005]. Available: <http://www.cbpp.org/10-12-04tanf.htm>.
121. National Women's Law Center. 2005. *Social Security: Women, Children, and the States*, p. 2 [online]. [Cited 25 April 2005]. Available: <http://www.nwlc.org/pdf/sswomen&states2005.pdf>.
122. International Labor Organization. 2004. *Global Employment Trends for Women*, p. 4 [online]. [Cited 26 April 2005]. Available: <http://www.ilo.org/public/english/employment/strat/download/trendsw.pdf>.
123. United Nations. 2004. *World Youth Report 2003: The Global Situation of Young People*, p. 63 [online]. [Cited 25 April 2005]. Available: <http://www.un.org/esa/socdev/unyin/wyr03.htm>.
124. International Labor Organization. 2004. *Facts on Women at Work*. [online]. [Cited 25 April 2005]. Available: <http://www.ilo.org/public/english/bureau/inf/download/women/pdf/factsheet.pdf>.
125. International Labor Organization. 2003. *Key Indicators of the Labor Market*, 3rd Ed., Geneva [online]. [Cited 25 April 2005]. Available: <http://www.ilo.org/public/english/employment/strat/kilm/kilm05.htm>.
126. Women Employed. 2004. *Facts about Working Women*. [online]. [Cited 26 April 2005]. Available: <http://www.womenemployed.org/docs/Facts%20about%20Working%20Women.pdf>.

127. United Nations. 2000. *The World's Women 2000 Trends and Statistics*, p. 126. And *Women in Informal Employment Globalizing and Organizing. Fact Sheets: The Informal Economy* [online]. [Cited 26 April 2005]. Available: <http://www.wiego.org/main/fact1.shtml>.
128. International Labor Organization. *The Feminization of Poverty* [online]. [Cited 26 April 2005]. Available: <http://www.ilo.org/public/english/bureau/inf/pkits/women3.htm>.
129. *United Nations Development Fund for Women*. 2002. *Progress of the World's Women 2002*, p. 51 [online]. [Cited 27 April 2005]. Available: [http://www.unifem.org/index.php?f\\_page\\_pid=10](http://www.unifem.org/index.php?f_page_pid=10).
130. Women's Research and Education Institute. 2004. *The American Woman 2003–2004*, p. 76. Palgrave Macmillan.
131. U.S. Department of Labor, Women's Bureau. 2003. *20 Leading Occupations of Employed Women 2003* [online]. [Cited 26 April 2005]. Available: [http://www.dol.gov/wb/factsheets/20lead2003\\_txt.htm](http://www.dol.gov/wb/factsheets/20lead2003_txt.htm).
132. Catalyst. 2001. *Women in Law: Making the Case* [online]. [Cited 26 April 2005]. Available: [http://www.catalystwomen.org/pressroom/press\\_releases/women\\_in\\_law.htm](http://www.catalystwomen.org/pressroom/press_releases/women_in_law.htm).
133. Catalyst. 1999. *Women Scientists in Industry: A Winning Formula for Companies*.
134. International Labor Organization. 2004. *Facts on Women at Work* [online]. [Cited 26 April 2005]. Available: <http://www.ilo.org/public/english/bureau/inf/download/women/pdf/factsheet>.
135. Di Tulio, A., and T. Padagano. "Diversity at Work." *Working Mother*, June 2004, p. 49, cited in Evangelina Holvino and Stacy Blake-Beard, "Women Discussing Their Differences: A Promising Trend," *The Diversity Factor*, vol. 12, no. 2, summer 2004 [online]. [Cited 26 April 2005]. Available: <http://www.simmons.edu/som/cgo/tdfarticle2004.pdf>.
136. Economic Policy Foundation 2001, cited in *Women's Research and Education Institute: The American Woman 2003–2004*, p. 146. 2004. Palgrave Macmillan.
137. Organisation for Economic Co-operation and Development, cited in *Nation Master*. 2003 [online]. [Cited 25 April 2005]. Available: [http://www.nationmaster.com/graph-T/lab\\_wor\\_mot#](http://www.nationmaster.com/graph-T/lab_wor_mot#).
138. Swedish Institute. *Child Care in Sweden* [online]. [Cited 25 April 2005]. Available: [http://www.sweden.se/templates/cs/BasicFactsheet\\_4132.aspx](http://www.sweden.se/templates/cs/BasicFactsheet_4132.aspx).
139. Women's Learning Partnership. 2004. *Facts and Figures: Leadership* [online]. [Cited 25 April 2005]. Available: <http://www.learningpartnership.org/facts/leadership.phtml?slashSess=dcc23e435513caae68cdbc34565b082f>.
140. Institute for Women's Policy Research. 2005. *Social Security and Women Website*. [Cited 25 April 2005]. Available: [www.socialsecurityandwomen.org](http://www.socialsecurityandwomen.org).
141. Food and Agriculture Organization of the United Nations. 2003. *Food, Agriculture, and Rural Development: Current and Emerging Issues for Economic Analysis and Policy Research*, (CUREMIS II) volume I: Latin America and the

Caribbean [online]. Available: [http://www.fao.org/documents/show\\_cdr.asp?url\\_file=/DOCREP/006/Y4940E/Y4940E00.HTM](http://www.fao.org/documents/show_cdr.asp?url_file=/DOCREP/006/Y4940E/Y4940E00.HTM).

142. InfoChange News & Features. August 2003 [online]. [Cited 25 April 2005]. Available: <http://www.infochangeindia.org/bookandreportsst44.jsp>.

143. COHRE. 2004. "Inadequate Inheritance Rights for Women Contribute to Spread of HIV/AIDS." *Africa Housing Rights Bulletin*, vol. 1, no. 2, March [online]. [Cited 25 April 2005]. Available: [http://www.cohre.org/library/COHRE\\_March2004.pdf](http://www.cohre.org/library/COHRE_March2004.pdf).

144. National Association of Realtors. 15 July 2003. *New NAR Survey of Home Buyers and Sellers Shows Growing Web Use in a Dynamic Housing Market* [online]. [Cited 27 April 2005]. Available: <http://www.realtor.org/publicaffairsweb.nsf/Pages/NewSurveyBuyersandSellers03?OpenDocument>.

145. Duddy, J. 11 June 2004. "How Are Land Ownership Laws Changing for Women?" Association for Women's Rights in Development, *Resource Net Friday File*, issue 181.

146. Daley-Harris, Sam. *State of the Microcredit Summit Campaign Report 2003*, p. 3 [online]. [Cited 27 April 2005]. Available: [http://www.microcreditsummit.org/pubs/reports/socr/2003/SOCR03-E\[txt\].pdf](http://www.microcreditsummit.org/pubs/reports/socr/2003/SOCR03-E[txt].pdf). (The poorest families were those who were in the bottom half of those living below their nation's poverty line, or any of the 1.2 billion who live on less than \$1 a day adjusted for purchasing power parity (PPP), when they started with a program.)

147. Center for Women's Business Research. 2003. *Top Facts about Women-Owned Businesses* [online]. [Cited 27 April 2005]. Available: <http://www.womensbusinessresearch.org/topfacts.html>.

148. Center for Women's Business Research. 2004. *Businesses Owned by Women of Color in the United States, 2004* [online]. [Cited 27 April 2005]. Available: <http://www.womensbusinessresearch.org/minority/BusinessesOwnedbyWomenofColorintheUS.pdf>.

149. Center for Women's Business Research. 2003. *Top Facts about Women-Owned Businesses* [online]. [Cited 27 April 2005]. Available: <http://www.womensbusinessresearch.org/topfacts.html>.

150. Olson, Elizabeth. "Fears for a Program That Lends Just a Little: Budget Cuts Imperil S.B.A.'s Microloans." *The New York Times*. 17 March 2005.

151. United Nations Development Fund for Women. 2003. *Not a Minute More: Ending Violence against Women*, pp. 6, 17 [online]. [Cited 22 April 2005]. Available: [http://www.unifem.org/index.php?f\\_page\\_pid=207](http://www.unifem.org/index.php?f_page_pid=207).

152. Seager, Joni. 2003. *The Penguin Atlas of Women in the World*, p. 26. London: Penguin Books.

153. World Health Organization. 2002. *World Report on Violence and Health*, chapter 4: Violence by Intimate Partners, p. 89 [online]. [Cited 22 April 2005]. Available: [http://www.who.int/violence\\_injury\\_prevention/violence/world\\_report/wrvheng/en/](http://www.who.int/violence_injury_prevention/violence/world_report/wrvheng/en/).

154. Seager, Joni. 2003. *The Penguin Atlas of Women in the World*, p. 27. London: Penguin Books.
155. United Nations High Commission on Refugees. April 2002. "Women Seeking a Better Deal." *Refugees Magazine*, vol. 1, no. 126 [online]. [Cited 27 April 2005]. Available: <http://www.unhcr.ch/cgi-bin/texis/vtx/home/openssl.htm?tbl=MEDIA&id=3cb6ea290&page=publ>.
156. Legal Momentum. October 2003. *Fact Sheet: Security and Financial Empowerment Act "SAFE"* [online]. [Cited 28 April 2005]. Available: <http://www.legalmomentum.org/issues/vio/SAFEFactSheet.pdf>.
157. Centers for Disease Control. 2003. *Costs of Intimate Partner Violence against Women in the United States* [online]. [Cited 29 April 2005]. Available: [http://www.cdc.gov/ncipc/pub-res/ipv\\_cost/IPVBook-Final-Feb18.pdf](http://www.cdc.gov/ncipc/pub-res/ipv_cost/IPVBook-Final-Feb18.pdf).
158. World Health Organization. *World Report on Violence and Health*, chapter 6: Sexual Violence, p. 152. [online]. [Cited 27 April 2005]. Available: [http://www.who.int/violence\\_injury\\_prevention/violence/world\\_report/wrvheng/en/](http://www.who.int/violence_injury_prevention/violence/world_report/wrvheng/en/)
159. United Nations Office of Drugs and Crime. 2000. *The Seventh United Nations Survey on Crime Trends and the Operation of Criminal Justice Systems*, table 02.08: Total Recorded Rapes [online]. [Cited 22 April 2005]. Available: [http://www.unodc.org/pdf/crime/seventh\\_survey/7pv.pdf](http://www.unodc.org/pdf/crime/seventh_survey/7pv.pdf).
160. Bureau of Justice Statistics. December 2003. *Criminal Victimization in the United States, 2002*, tables 6 and 8 [online]. [Cited 27 April 2005]. Available: <http://www.ojp.usdoj.gov/bjs/pub/pdf/cvus0201.pdf>.
161. Seager, Joni. 2003. *The Penguin Atlas of Women in the World*, p. 99. London: Penguin Books.
162. "500 Rapes Documented in Darfur." *The Irish Times*. 8 March 2005.
163. Polgreen, Linda. "Darfur's Babies of Rape Are on Trial from Birth." *The New York Times*. 11 February 2005.
164. World Health Organization. 2003. *World Report on Violence and Health*, Statistical Annex, pp. 282–285 [online]. [Cited 28 April 2005]. Available: [http://www.who.int/violence\\_injury\\_prevention/violence/world\\_report/wrvheng/en/](http://www.who.int/violence_injury_prevention/violence/world_report/wrvheng/en/)
165. United Nations Development Fund for Women. 2004. *Issue Brief on Landmines* [online]. [Cited 27 April 2005]. Available: [http://www.womenwarpeace.org/issues/landmines/landmines\\_pfv.pdf](http://www.womenwarpeace.org/issues/landmines/landmines_pfv.pdf).
166. NobelPrize.org. 1997. [Cited 22 April 2005]. Available: <http://nobelprize.org/peace/laureates/1997/icbl-history.html>
167. United Nations High Commission on Refugees. April 2002. "Women Seeking a Better Deal." *Refugees Magazine*, vol. 1, no. 126 [online]. [Cited 27 April 2005]. Available: <http://www.unhcr.ch/cgi-bin/texis/vtx/home/openssl.htm?tbl=MEDIA&id=3cb6ea290&page=publ>.
168. Cited by Reproductive Health Response in Conflict Consortium. November 2004. *General Reproductive Health* [online]. [Cited 27 April 2005]. Available: [http://www.rhrc.org/rhr\\_basics/rh/#11](http://www.rhrc.org/rhr_basics/rh/#11).

169. Cited by Reproductive Health Response in Conflict Consortium. November 2004. *General Reproductive Health* [online]. [Cited 27 April 2005]. Available: [http://www.rhrc.org/rhr\\_basics/rh/#11](http://www.rhrc.org/rhr_basics/rh/#11).
170. Jamieson, D. J. et al. 2000. "An Evaluation of Poor Pregnancy Outcomes among Burundian Refugees in Tanzania." *Journal of the American Medical Association*, vol. 28, no. 3, pp. 397–402.
171. Amnesty International. March 1 2004. *Violence Against Women* [online]. [Cited 27 April 2005]. Available: [http://web.amnesty.org/library/pdf/IOR410042004ENGLISH/\\$File/IOR4100404.pdf](http://web.amnesty.org/library/pdf/IOR410042004ENGLISH/$File/IOR4100404.pdf).
172. 106th Congress of the United States of America. Second Session 2000. *Trafficking Victims Protection Act* [online]. [Cited 22 April 2005]. Available: <http://www.state.gov/documents/organization/10492.pdf>.
173. UNIFEM. *Issue Brief on Trafficking: Fact Sheet* [online]. [Cited 22 April 2005] Available: <http://www.womenwarpeace.org/issues/trafficking/trafficking.htm#fact>.
174. UNIFEM. *Issue Brief on Trafficking: Fact Sheet* [online]. [Cited 22 April 2005] Available: <http://www.womenwarpeace.org/issues/trafficking/trafficking.htm#fact>.
175. Carpenter, Katherine. January 2003. "Trafficking: A New War on Women" cited in The Zontian. *Globalization and Gender Inequalities*. p. 4. [online]. Available: <http://www.zonta.org/site/DocServer/ZontianJan.pdf?docID=878>.
176. Seager, Joni. 2003. *The Penguin Atlas of Women in the World*, p. 56-57. London: Penguin Books.
177. Carpenter, Katherine. January 2003. "Trafficking: A New War on Women" cited in "Globalization and Gender Inequalities." *The Zontian*, p. 4. [online]. Available: <http://www.zonta.org/site/DocServer/ZontianJan.pdf?docID=878>.
178. UNIFEM. *Issue Brief on Trafficking: Fact Sheet* [online]. [Cited 22 April 2005] Available: <http://www.womenwarpeace.org/issues/trafficking/trafficking.htm#fact>.
179. Richard, Amy O'Neill. Center for the Study of Intelligence. November 1999. *International Trafficking in Women to the United States: A Contemporary Manifestation of Slavery and Organized Crime* [online]. [Cited 22 April 2005]. Available: <http://www.cia.gov/csi/monograph/women/trafficking.pdf>.
180. United Nations. 2002. *The Eighth United Nations Survey on Crime Trends and the Operation of Criminal Justice Systems*, table 16.1: Total Convicted Female Prisoners [online]. [Cited 29 April 2005]. Available: <http://www.unodc.org/pdf/crime/eighthsurvey/8pv.pdf>.
181. Moyers, Bill. "Women, Prison, and Children" [online]. Public Broadcasting Station: NOW. 21 May 2004. [Cited 29 April 2005]. Available: [www.pbs.org/now/society/womenprisoners.html](http://www.pbs.org/now/society/womenprisoners.html).
182. Cuncell, Rachel. 2002. "The Prison Population in 2002: A Statistical Review" [online]. Britain's Home Office Report. [Cited 29 April 2005]. Available: <http://www.official-documents.co.uk/document/cm59/5996/5996.pdf>.

183. Harrison, Paige M., and Jennifer C. Karberg. Bureau of Justice Statistics, U.S. Department of Justice. May 2004. *Prison and Jail Inmates at Midyear 2003* found in the Women in Prison Project, Correctional Association of New York. March 2005. "Women in Prison Fact Sheet" [online]. [Cited 29 April 2005]. Available: [http://correctionalassociation.org/WIPP/publications/Women\\_in\\_Prison\\_Fact\\_Sheet\\_2005.pdf](http://correctionalassociation.org/WIPP/publications/Women_in_Prison_Fact_Sheet_2005.pdf).

184. Mullings, Leith. March 2004. "Domestic Policy and Human Security in the US." *Peace Review*, vol. 16, no. 1, pp. 57, 55.

185. Snell, Tracy L., and Denielle C. Morton. Bureau of Justice Statistics, U.S. Department of Justice. 1991. *Women in Prison, Surveys of State Inmates, 1991* found in the Women in Prison Project, Correctional Association of New York. March 2005. "Women in Prison Fact Sheet" [online]. [Cited 29 April 2005]. Available: [http://correctionalassociation.org/WIPP/publications/Women\\_in\\_Prison\\_Fact\\_Sheet\\_2005.pdf](http://correctionalassociation.org/WIPP/publications/Women_in_Prison_Fact_Sheet_2005.pdf).

186. Ditton, Paula. Bureau of Justice Statistics, U.S. Department of Justice. July 1999. *Mental Health and Treatment of Inmates and Probationers* found in the Women in Prison Project, Correctional Association of New York. March 2005. "Women in Prison Fact Sheet" [online]. [Cited 29 April 2005]. Available: [http://correctionalassociation.org/WIPP/publications/Women\\_in\\_Prison\\_Fact\\_Sheet\\_2005.pdf](http://correctionalassociation.org/WIPP/publications/Women_in_Prison_Fact_Sheet_2005.pdf).

187. Greenfield, Lawrence A., and Tracy L. Snell. Bureau of Justice Statistics, U.S. Department of Justice. 2000. *Women Offenders* found in the Women in Prison Project, Correctional Association of New York. March 2005. "Women in Prison Fact Sheet" [online]. [Cited 29 April 2005]. Available: [http://correctionalassociation.org/WIPP/publications/Women\\_in\\_Prison\\_Fact\\_Sheet\\_2005.pdf](http://correctionalassociation.org/WIPP/publications/Women_in_Prison_Fact_Sheet_2005.pdf).

